

Q1 What school does your child currently attend? If you have more than one child attending an EIPS school or a child who attends classes at more than one EIPS school, complete this survey for each one.

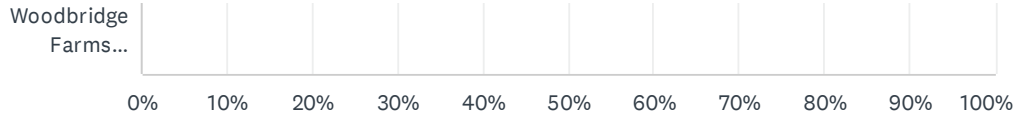
Answered: 48 Skipped: 0



# 2023-24 EIPS Annual Feedback Survey: For Parents and Caregivers

James Mowat Elementary										
Lakeland Ridge										
Lamont Elementary										
Lamont High										
Mills Haven Elementary										
Mundare School										
Next Step Fort Saskatchewan										
Next Step Sherwood Park										
Next Step Vegreville										
Pine Street Elementary										
Rudolph Hennig Junior High										
Salisbury Composite High										
Sherwood Heights Juni...										
SouthPointe School										
Strathcona Christian...										
Strathcona Christian...										
Uncas Elementary										
Vegreville Composite High										
Wes Hosford Elementary										
Westboro Elementary										
Win Ferguson Elementary										

# 2023-24 EIPS Annual Feedback Survey: For Parents and Caregivers



2023-24 EIPS Annual Feedback Survey: For Parents and Caregivers

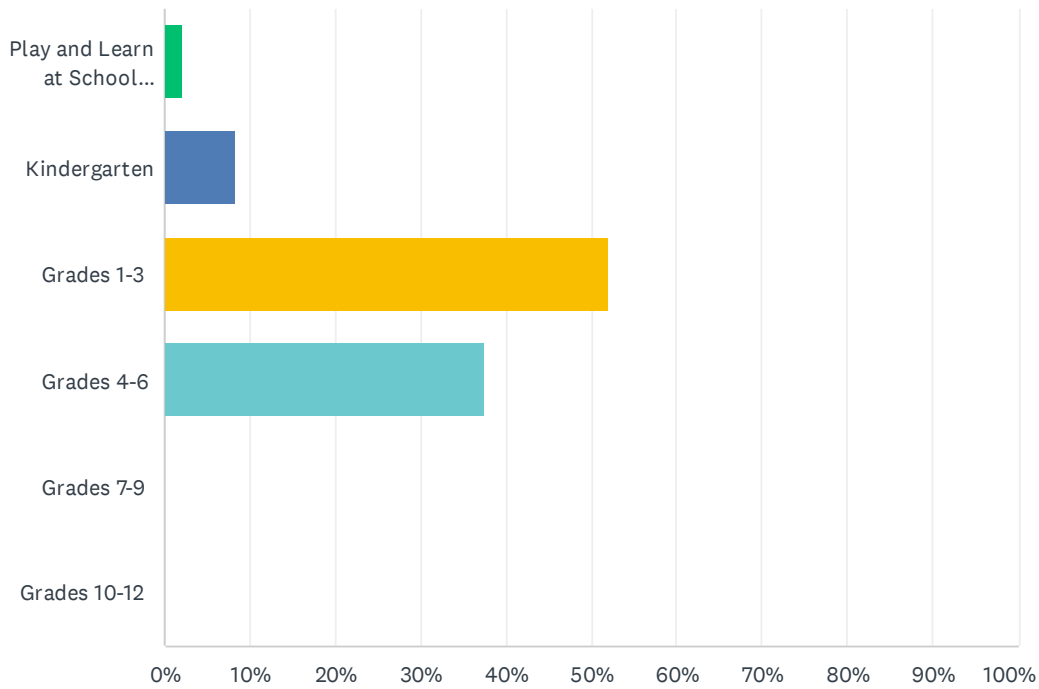
ANSWER CHOICES	RESPONSES	
A.L. Horton Elementary	0.00%	0
Ardrossan Elementary	0.00%	0
Ardrossan Junior Senior High	0.00%	0
Bev Facey Community High	0.00%	0
Brentwood Elementary	0.00%	0
Bruderheim School	0.00%	0
Clover Bar Junior High	0.00%	0
Davidson Creek Elementary	0.00%	0
École Campbelltown	0.00%	0
École Parc Élémentaire	0.00%	0
F.R. Haythorne Junior High	0.00%	0
Fort Saskatchewan Christian	0.00%	0
Fort Saskatchewan Elementary	0.00%	0
Fort Saskatchewan High	0.00%	0
Fultonvale Elementary Junior High	0.00%	0
Glen Allan Elementary	0.00%	0
Heritage Hills Elementary	0.00%	0
James Mowat Elementary	100.00%	48
Lakeland Ridge	0.00%	0
Lamont Elementary	0.00%	0
Lamont High	0.00%	0
Mills Haven Elementary	0.00%	0
Mundare School	0.00%	0
Next Step Fort Saskatchewan	0.00%	0
Next Step Sherwood Park	0.00%	0
Next Step Vegreville	0.00%	0
Pine Street Elementary	0.00%	0
Rudolph Hennig Junior High	0.00%	0
Salisbury Composite High	0.00%	0
Sherwood Heights Junior High	0.00%	0
SouthPointe School	0.00%	0
Strathcona Christian Academy Elementary	0.00%	0

2023-24 EIPS Annual Feedback Survey: For Parents and Caregivers

Strathcona Christian Academy Secondary	0.00%	0
Uncas Elementary	0.00%	0
Vegreville Composite High	0.00%	0
Wes Hosford Elementary	0.00%	0
Westboro Elementary	0.00%	0
Win Ferguson Elementary	0.00%	0
Woodbridge Farms Elementary	0.00%	0
<b>TOTAL</b>		<b>48</b>

## Q2 What grade is your child currently in?

Answered: 48 Skipped: 0



ANSWER CHOICES	RESPONSES	
Play and Learn at School (PALS)	2.08%	1
Kindergarten	8.33%	4
Grades 1-3	52.08%	25
Grades 4-6	37.50%	18
Grades 7-9	0.00%	0
Grades 10-12	0.00%	0
<b>TOTAL</b>		<b>48</b>

### Q3 As a result of being in the Play and Learn at School (PALS) program, my child's demonstrating growth in their development.

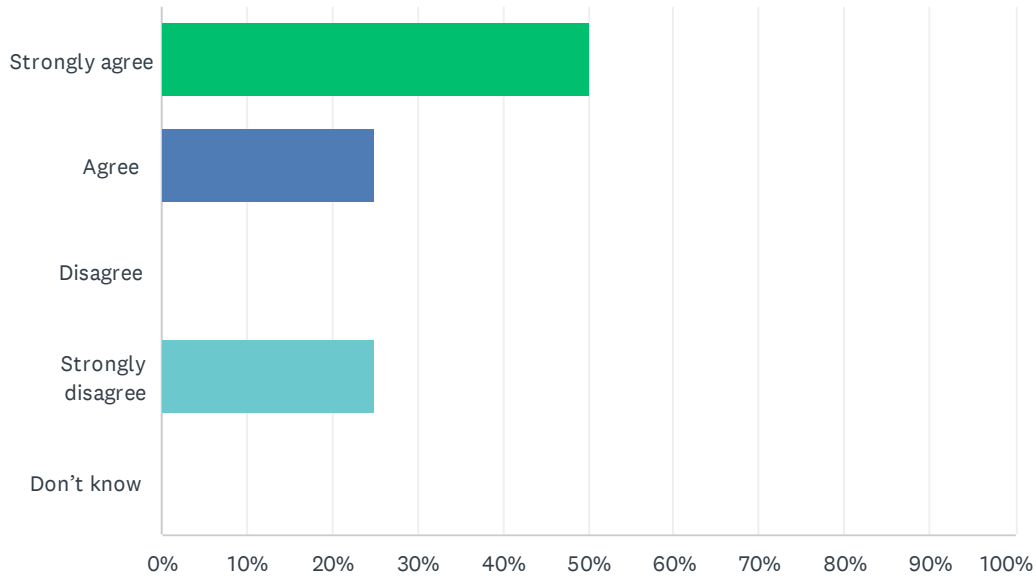
Answered: 0 Skipped: 48

 No matching responses.

ANSWER CHOICES	RESPONSES
Strongly agree	0.00% 0
Agree	0.00% 0
Disagree	0.00% 0
Strongly disagree	0.00% 0
Don't know	0.00% 0
<b>TOTAL</b>	<b>0</b>

### Q4 As a result of being in the kindergarten program, my child's becoming ready to enter Grade 1.

Answered: 4 Skipped: 44

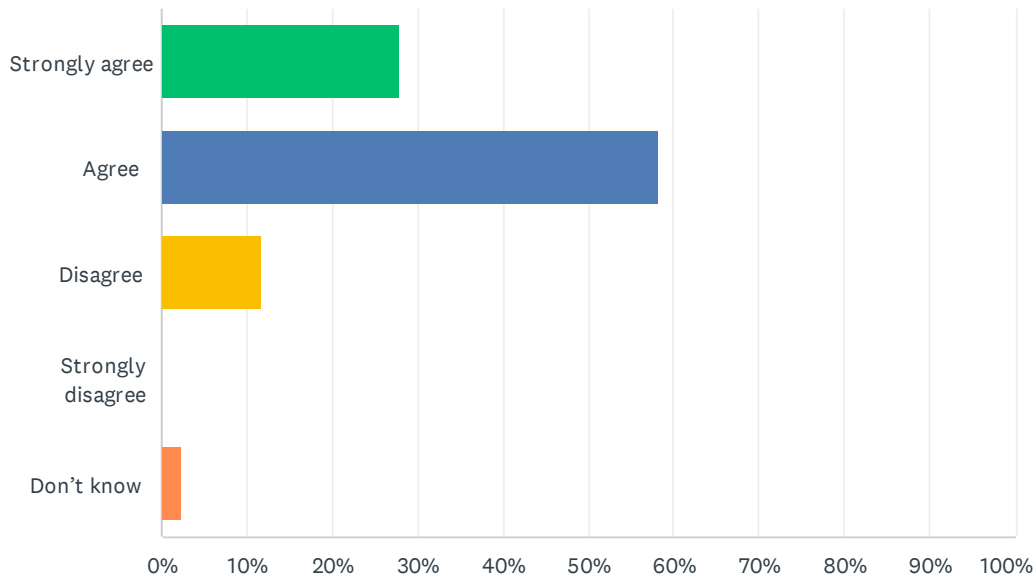


ANSWER CHOICES	RESPONSES	
Strongly agree	50.00%	2
Agree	25.00%	1
Disagree	0.00%	0
Strongly disagree	25.00%	1
Don't know	0.00%	0
<b>TOTAL</b>		<b>4</b>



## Q5 My child's individual needs are met.

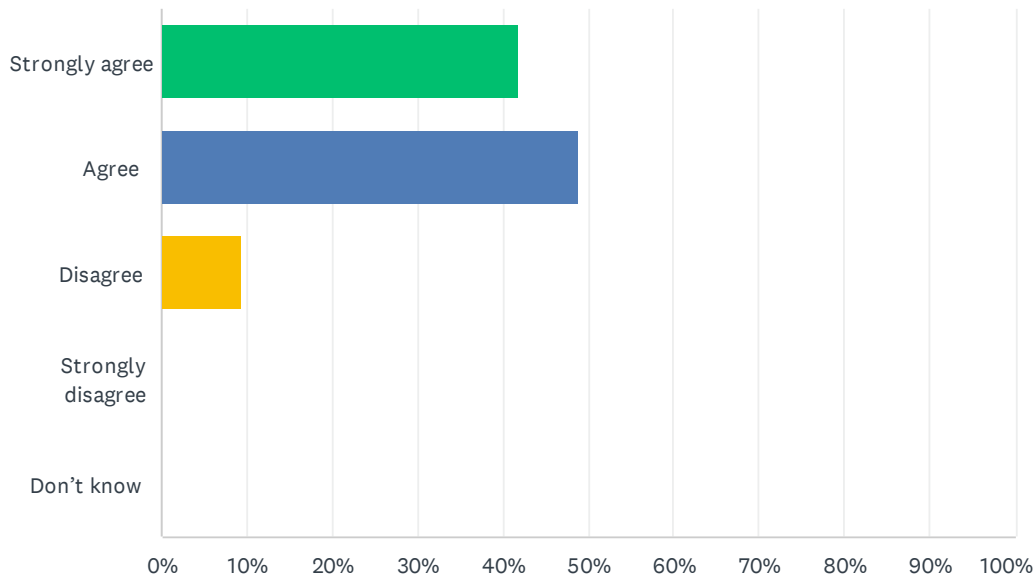
Answered: 43 Skipped: 5



ANSWER CHOICES	RESPONSES	
Strongly agree	27.91%	12
Agree	58.14%	25
Disagree	11.63%	5
Strongly disagree	0.00%	0
Don't know	2.33%	1
<b>TOTAL</b>		<b>43</b>

## Q6 My child's encouraged to do their best.

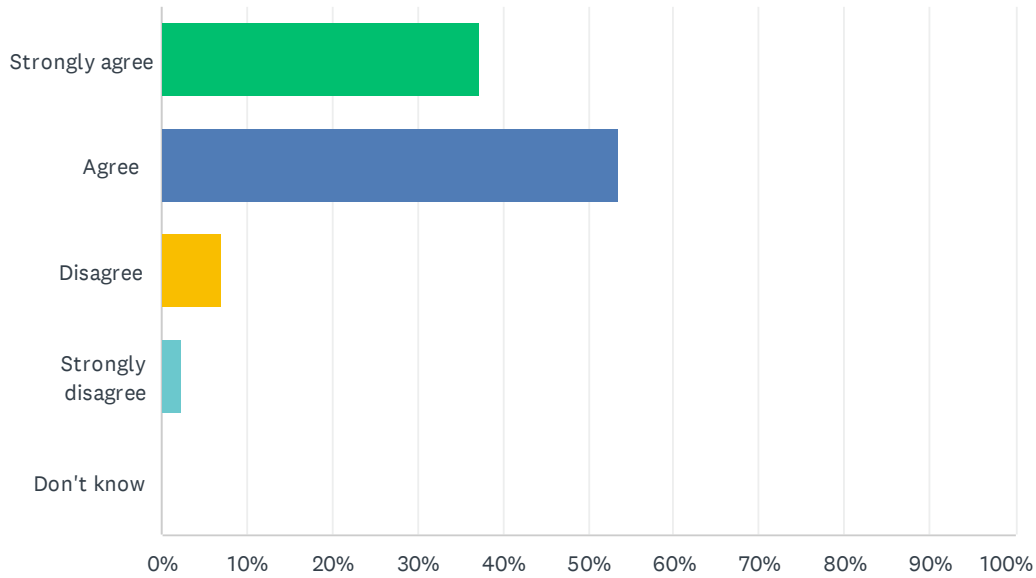
Answered: 43 Skipped: 5



ANSWER CHOICES	RESPONSES	
Strongly agree	41.86%	18
Agree	48.84%	21
Disagree	9.30%	4
Strongly disagree	0.00%	0
Don't know	0.00%	0
<b>TOTAL</b>		<b>43</b>

## Q7 My child's demonstrating growth in literacy.

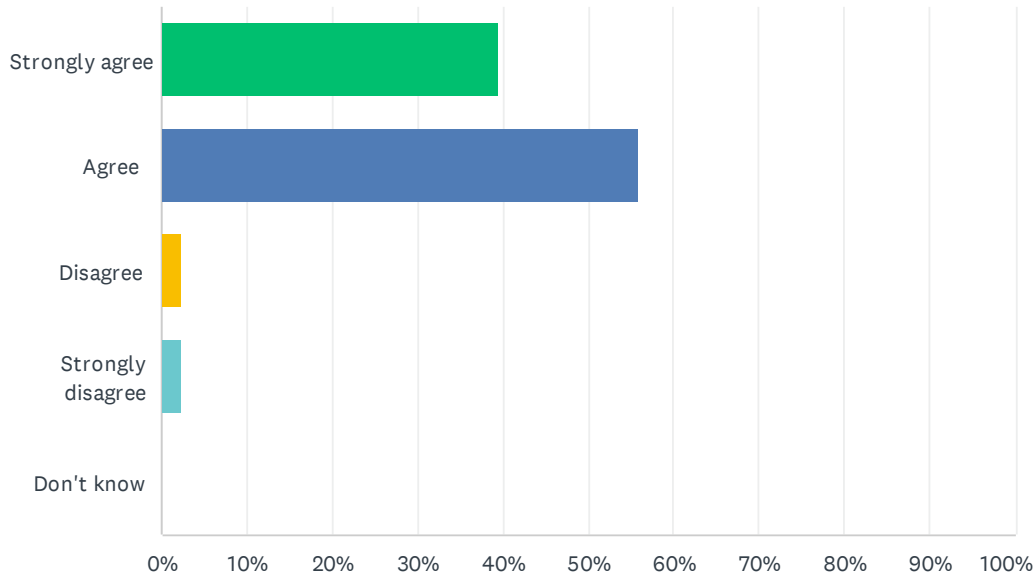
Answered: 43 Skipped: 5



ANSWER CHOICES	RESPONSES	
Strongly agree	37.21%	16
Agree	53.49%	23
Disagree	6.98%	3
Strongly disagree	2.33%	1
Don't know	0.00%	0
<b>TOTAL</b>		<b>43</b>

## Q8 My child's demonstrating growth in numeracy.

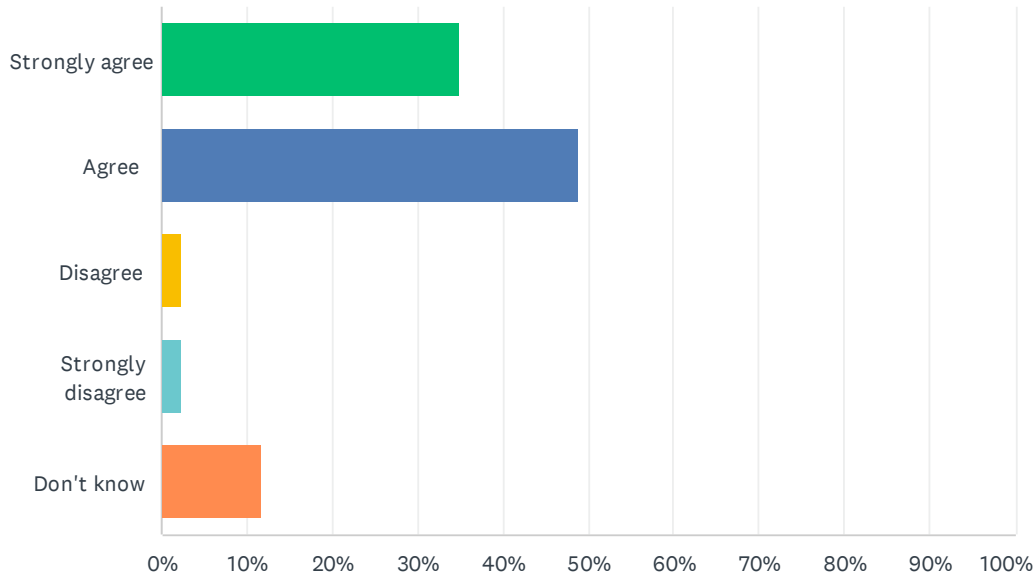
Answered: 43 Skipped: 5



ANSWER CHOICES	RESPONSES	
Strongly agree	39.53%	17
Agree	55.81%	24
Disagree	2.33%	1
Strongly disagree	2.33%	1
Don't know	0.00%	0
<b>TOTAL</b>		<b>43</b>

## Q9 My child has an understanding of First Nations, Métis and Inuit culture and history.

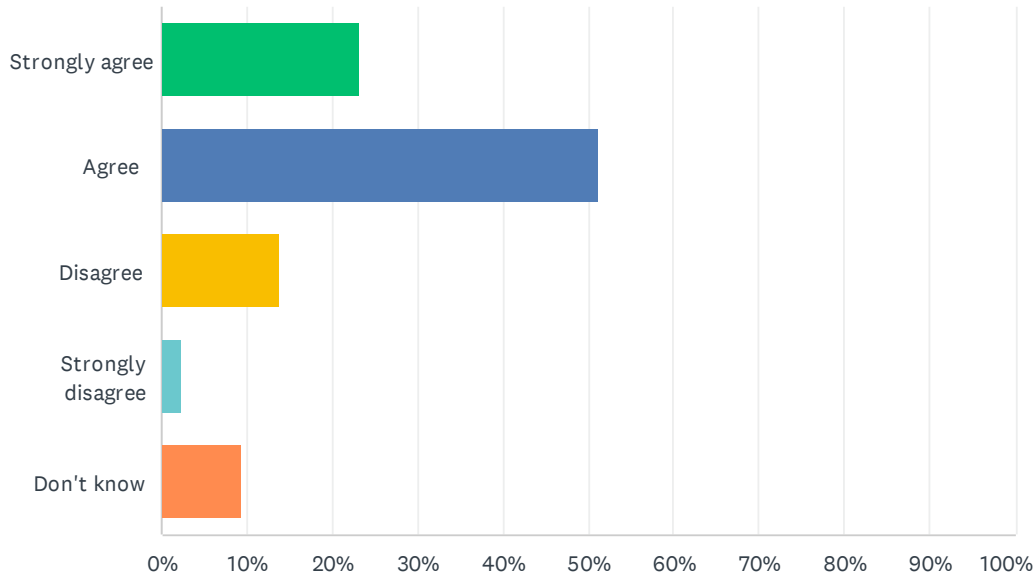
Answered: 43 Skipped: 5



ANSWER CHOICES	RESPONSES	
Strongly agree	34.88%	15
Agree	48.84%	21
Disagree	2.33%	1
Strongly disagree	2.33%	1
Don't know	11.63%	5
<b>TOTAL</b>		<b>43</b>

## Q10 My child's learning the knowledge, skills and attitudes necessary to be successful in life.

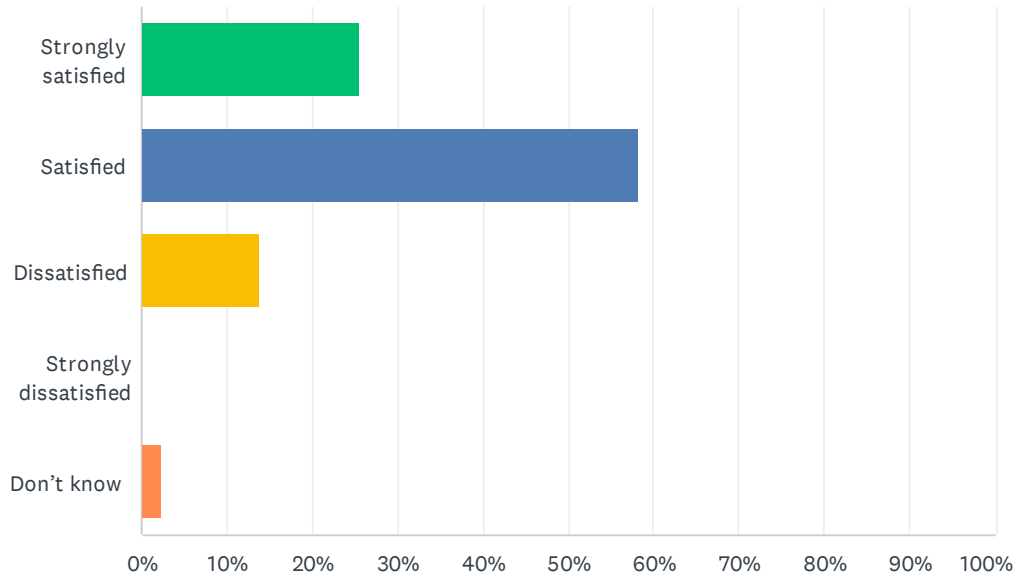
Answered: 43 Skipped: 5



ANSWER CHOICES	RESPONSES	
Strongly agree	23.26%	10
Agree	51.16%	22
Disagree	13.95%	6
Strongly disagree	2.33%	1
Don't know	9.30%	4
<b>TOTAL</b>		<b>43</b>

## Q11 How satisfied are you with the quality of education your child's receiving at school?

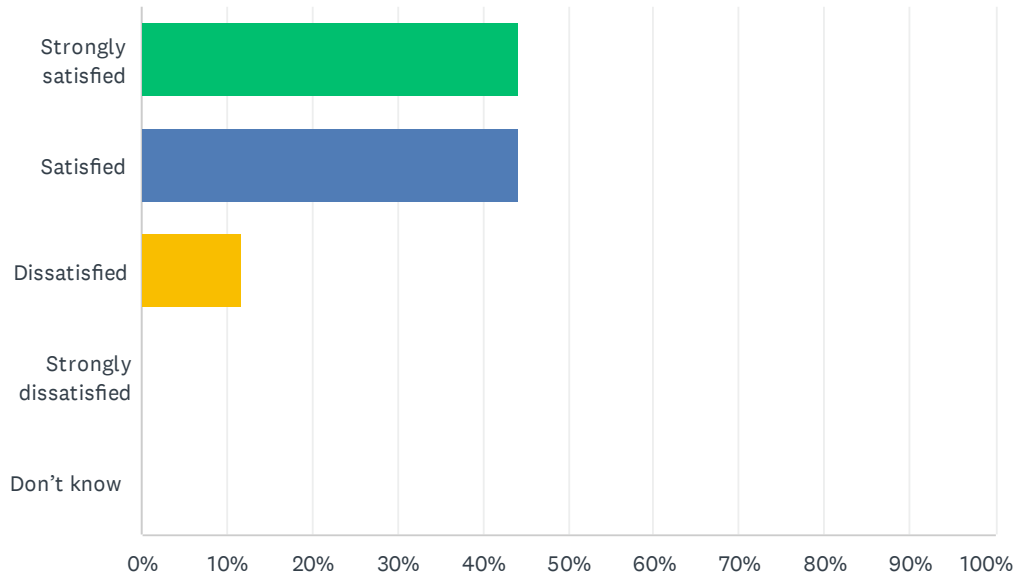
Answered: 43 Skipped: 5



ANSWER CHOICES	RESPONSES	
Strongly satisfied	25.58%	11
Satisfied	58.14%	25
Dissatisfied	13.95%	6
Strongly dissatisfied	0.00%	0
Don't know	2.33%	1
<b>TOTAL</b>		<b>43</b>

## Q12 How satisfied are you with the quality of teaching at your child's school?

Answered: 43 Skipped: 5

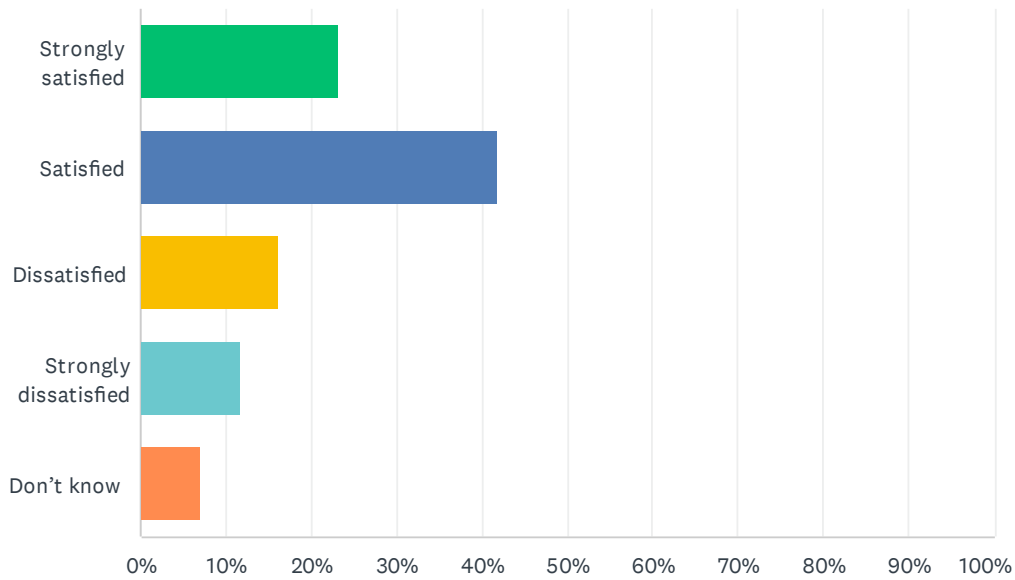


ANSWER CHOICES	RESPONSES	
Strongly satisfied	44.19%	19
Satisfied	44.19%	19
Dissatisfied	11.63%	5
Strongly dissatisfied	0.00%	0
Don't know	0.00%	0
<b>TOTAL</b>		<b>43</b>



### Q13 How satisfied are you with the leadership at your child's school?

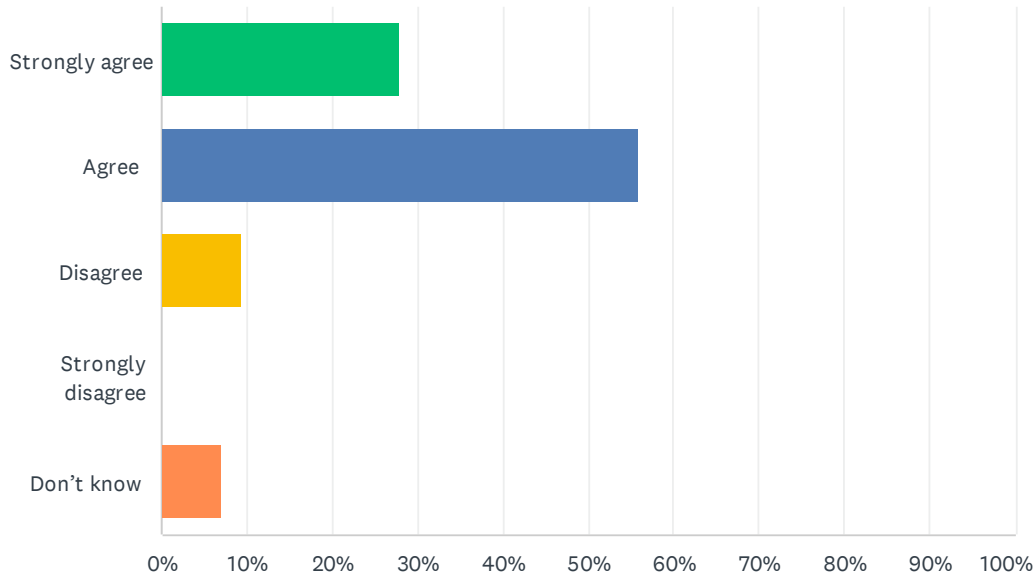
Answered: 43 Skipped: 5



ANSWER CHOICES	RESPONSES	
Strongly satisfied	23.26%	10
Satisfied	41.86%	18
Dissatisfied	16.28%	7
Strongly dissatisfied	11.63%	5
Don't know	6.98%	3
<b>TOTAL</b>		<b>43</b>

### Q14 My child’s school encourages my child to be a responsible, respectful and engaged citizen.

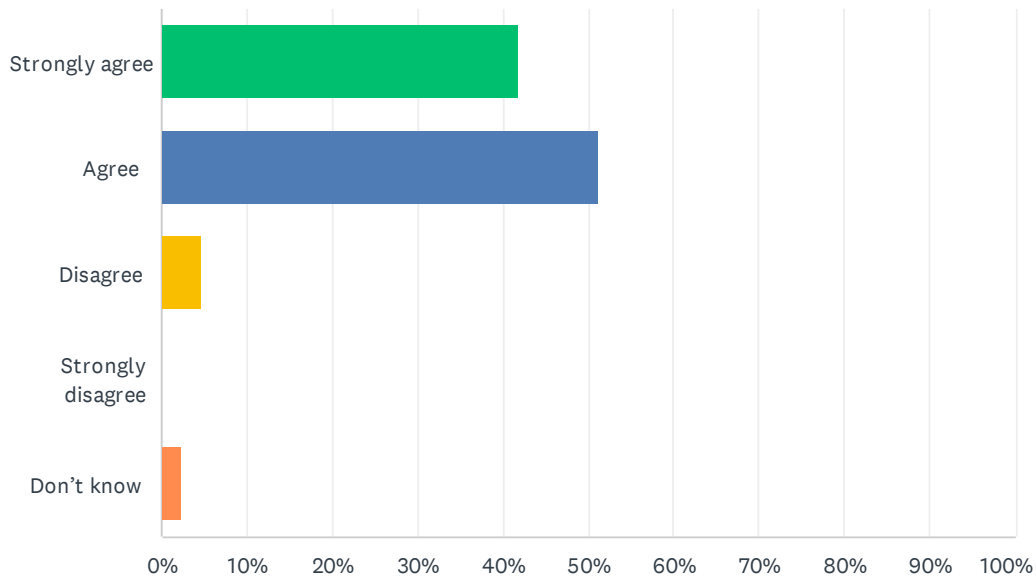
Answered: 43 Skipped: 5



ANSWER CHOICES	RESPONSES	
Strongly agree	27.91%	12
Agree	55.81%	24
Disagree	9.30%	4
Strongly disagree	0.00%	0
Don't know	6.98%	3
<b>TOTAL</b>		<b>43</b>

## Q15 School staff care about my child.

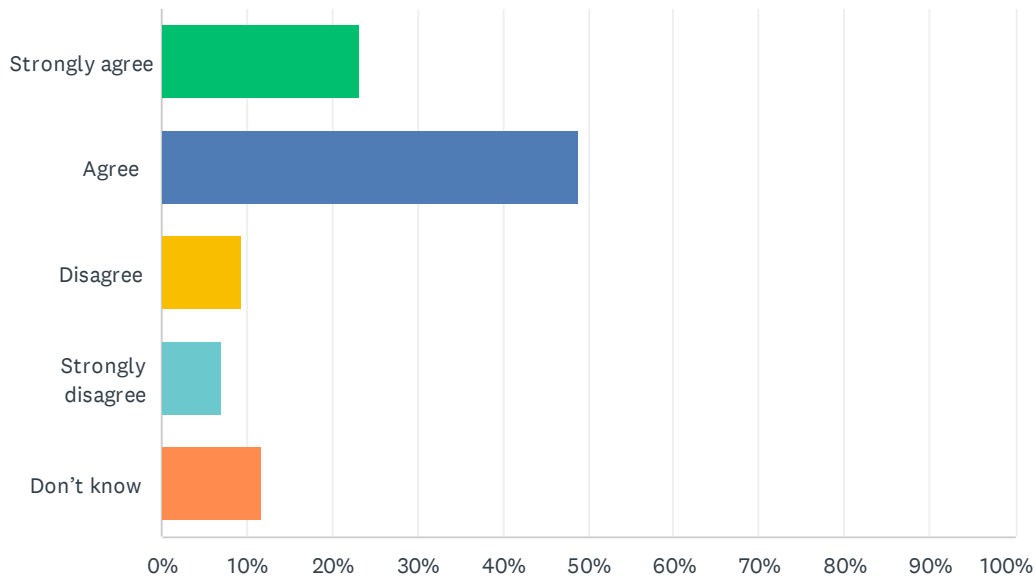
Answered: 43 Skipped: 5



ANSWER CHOICES	RESPONSES	
Strongly agree	41.86%	18
Agree	51.16%	22
Disagree	4.65%	2
Strongly disagree	0.00%	0
Don't know	2.33%	1
<b>TOTAL</b>		<b>43</b>

## Q16 My child's school handles discipline fairly and reasonably.

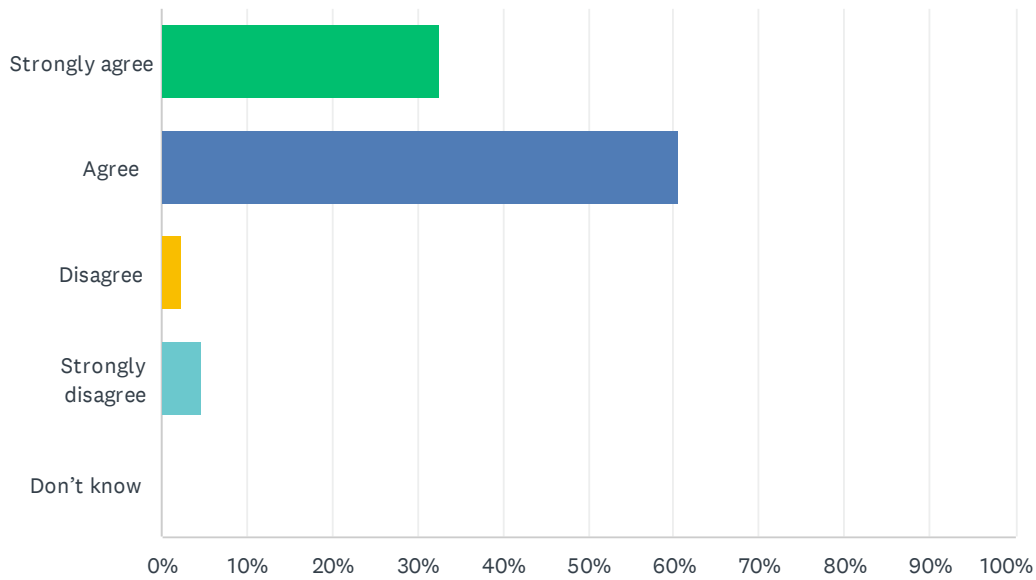
Answered: 43 Skipped: 5



ANSWER CHOICES	RESPONSES	
Strongly agree	23.26%	10
Agree	48.84%	21
Disagree	9.30%	4
Strongly disagree	6.98%	3
Don't know	11.63%	5
<b>TOTAL</b>		<b>43</b>

## Q17 My child's school is safe.

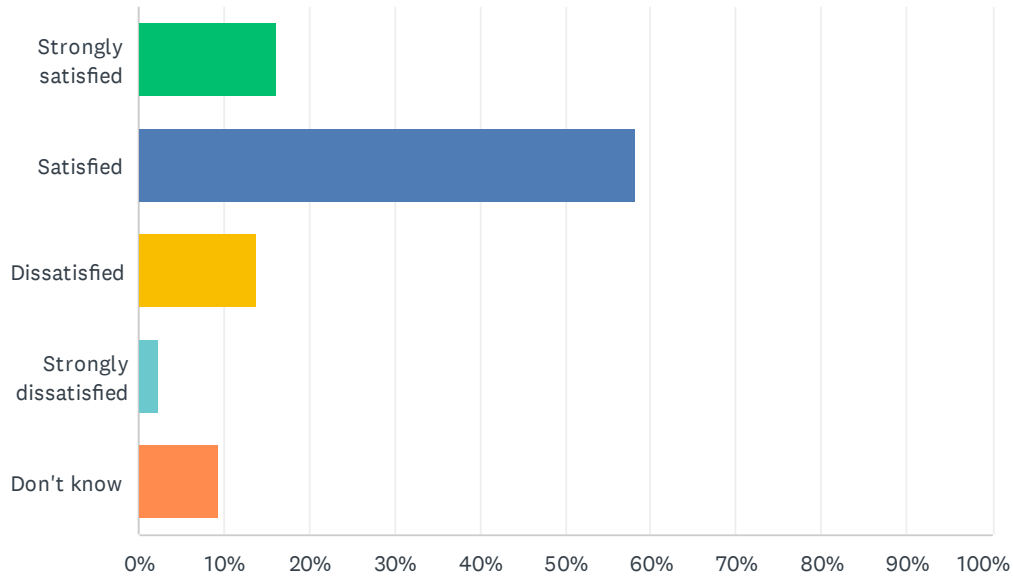
Answered: 43 Skipped: 5



ANSWER CHOICES	RESPONSES	
Strongly agree	32.56%	14
Agree	60.47%	26
Disagree	2.33%	1
Strongly disagree	4.65%	2
Don't know	0.00%	0
<b>TOTAL</b>		<b>43</b>

## Q18 How satisfied are you with the resources available to support your child's learning?

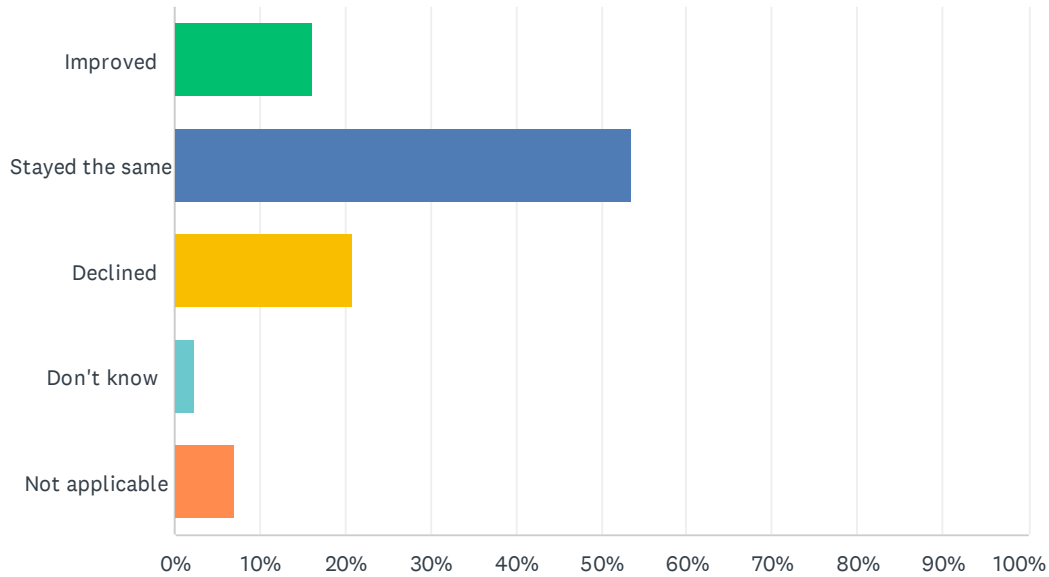
Answered: 43 Skipped: 5



ANSWER CHOICES	RESPONSES	
Strongly satisfied	16.28%	7
Satisfied	58.14%	25
Dissatisfied	13.95%	6
Strongly dissatisfied	2.33%	1
Don't know	9.30%	4
<b>TOTAL</b>		<b>43</b>

### Q19 In your opinion, has the quality of education your child's experienced improved, stayed the same or declined in the past three years?

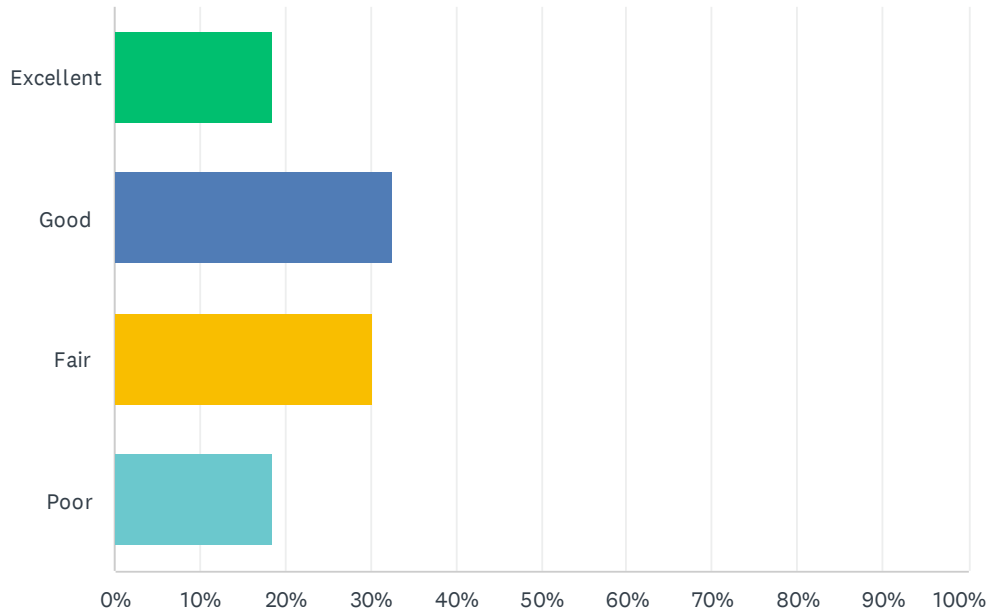
Answered: 43 Skipped: 5



ANSWER CHOICES	RESPONSES	
Improved	16.28%	7
Stayed the same	53.49%	23
Declined	20.93%	9
Don't know	2.33%	1
Not applicable	6.98%	3
<b>TOTAL</b>		<b>43</b>

## Q20 How do you rate the physical condition of your child's school?

Answered: 43 Skipped: 5

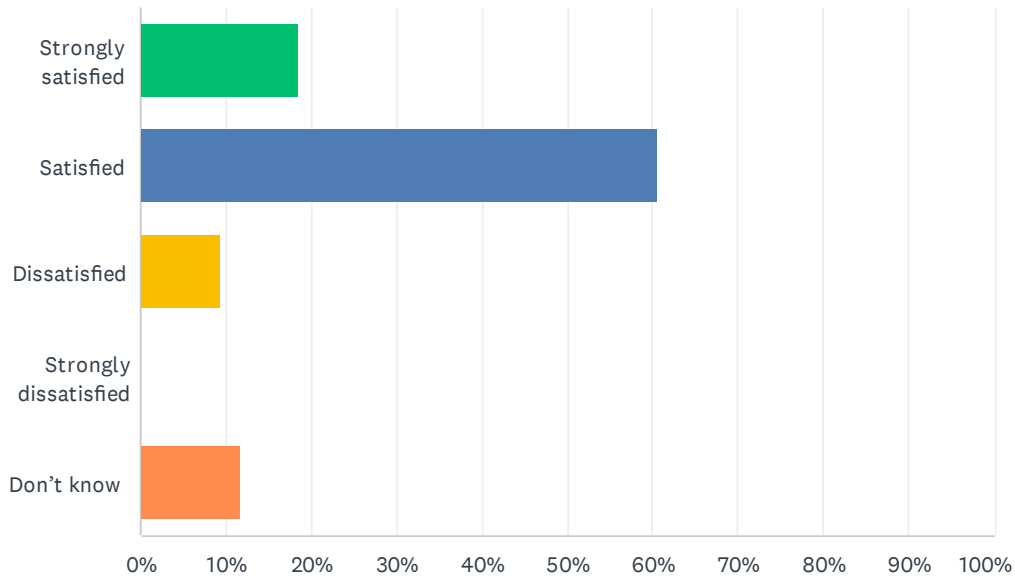


ANSWER CHOICES	RESPONSES
Excellent	18.60% 8
Good	32.56% 14
Fair	30.23% 13
Poor	18.60% 8
TOTAL	43



**Q21 How satisfied are you with the opportunities provided to be involved in your child's education? Refer to the EIPS Parent Engagement overview for examples of involvement and engagement opportunities that help support student success.**

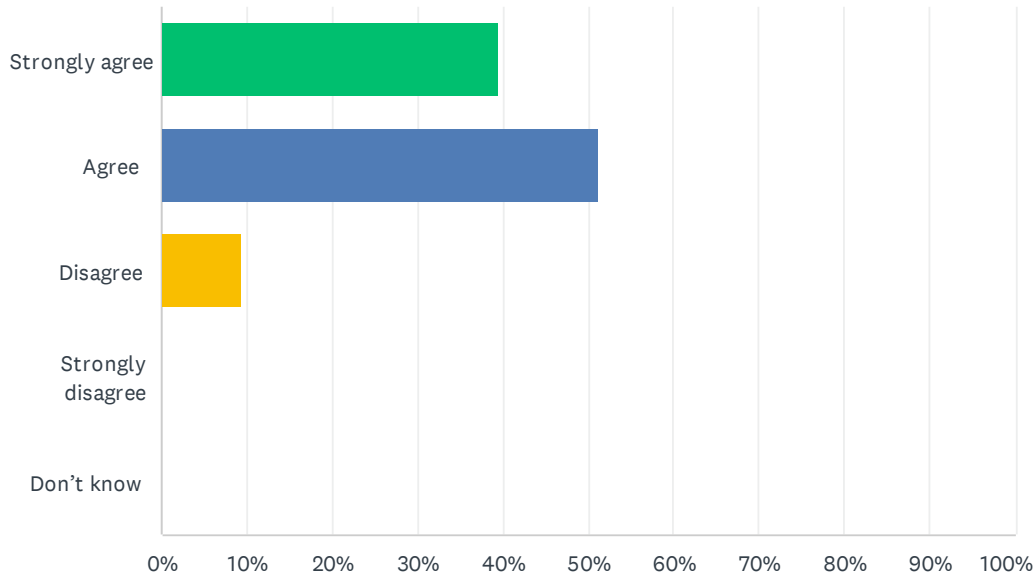
Answered: 43 Skipped: 5



ANSWER CHOICES	RESPONSES	
Strongly satisfied	18.60%	8
Satisfied	60.47%	26
Dissatisfied	9.30%	4
Strongly dissatisfied	0.00%	0
Don't know	11.63%	5
<b>TOTAL</b>		<b>43</b>

## Q22 The school keeps me informed about my child's progress and achievement.

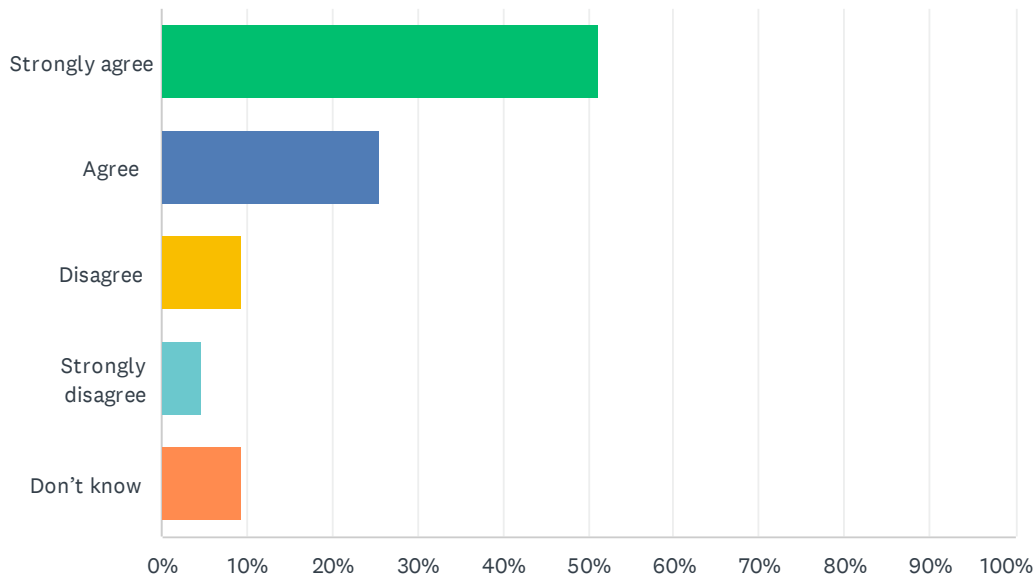
Answered: 43 Skipped: 5



ANSWER CHOICES	RESPONSES	
Strongly agree	39.53%	17
Agree	51.16%	22
Disagree	9.30%	4
Strongly disagree	0.00%	0
Don't know	0.00%	0
<b>TOTAL</b>		<b>43</b>

## Q23 There is open and honest communication within my child's school.

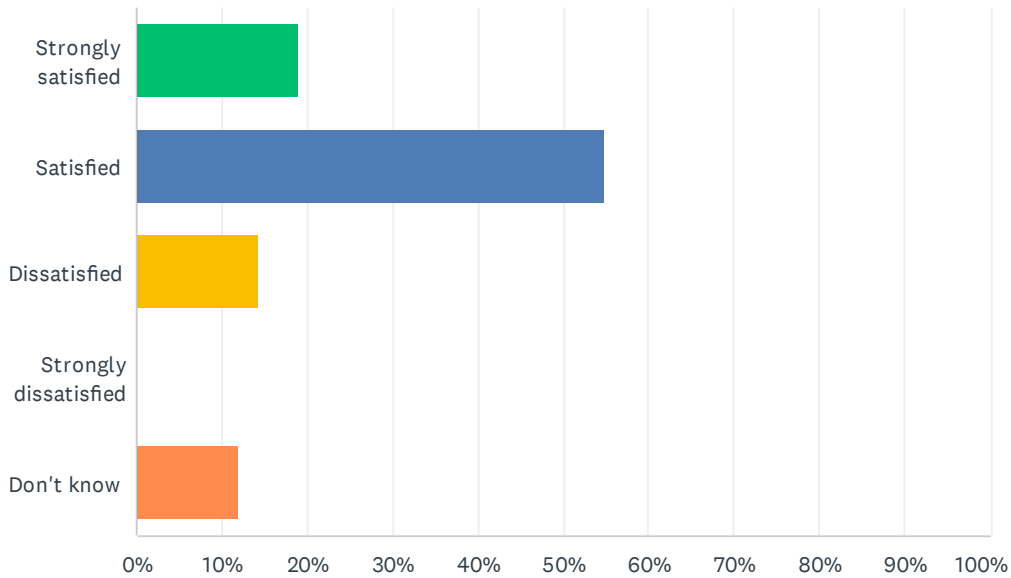
Answered: 43 Skipped: 5



ANSWER CHOICES	RESPONSES	
Strongly agree	51.16%	22
Agree	25.58%	11
Disagree	9.30%	4
Strongly disagree	4.65%	2
Don't know	9.30%	4
<b>TOTAL</b>		<b>43</b>

## Q24 How satisfied are you with the Division’s commitment to engaging stakeholders—including parents and caregivers—about matters that affect decision-making and public education?

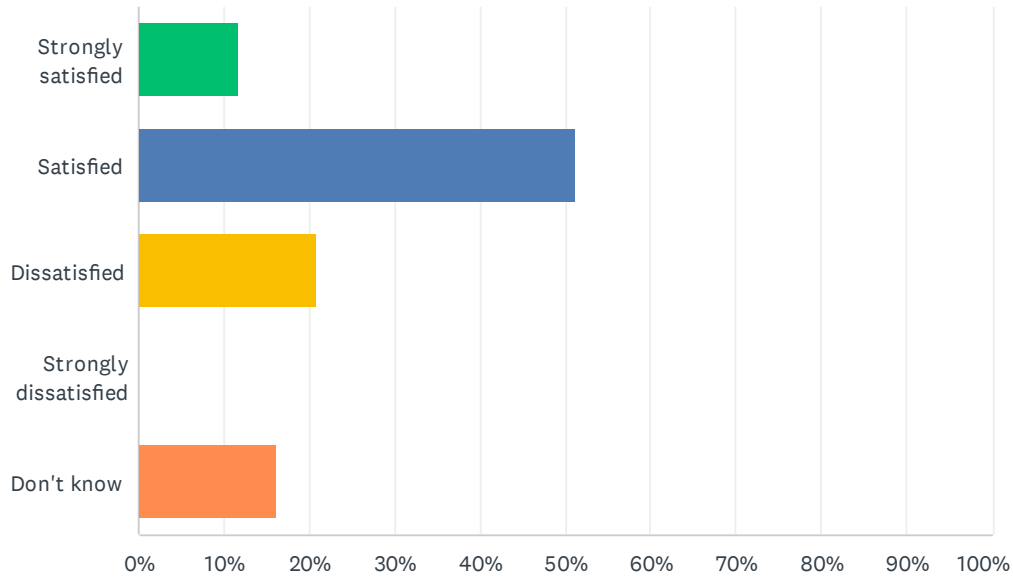
Answered: 42 Skipped: 6



ANSWER CHOICES	RESPONSES
Strongly satisfied	19.05% 8
Satisfied	54.76% 23
Dissatisfied	14.29% 6
Strongly dissatisfied	0.00% 0
Don't know	11.90% 5
<b>TOTAL</b>	<b>42</b>

## Q25 How satisfied are you with the Division’s commitment to advocating for public education?

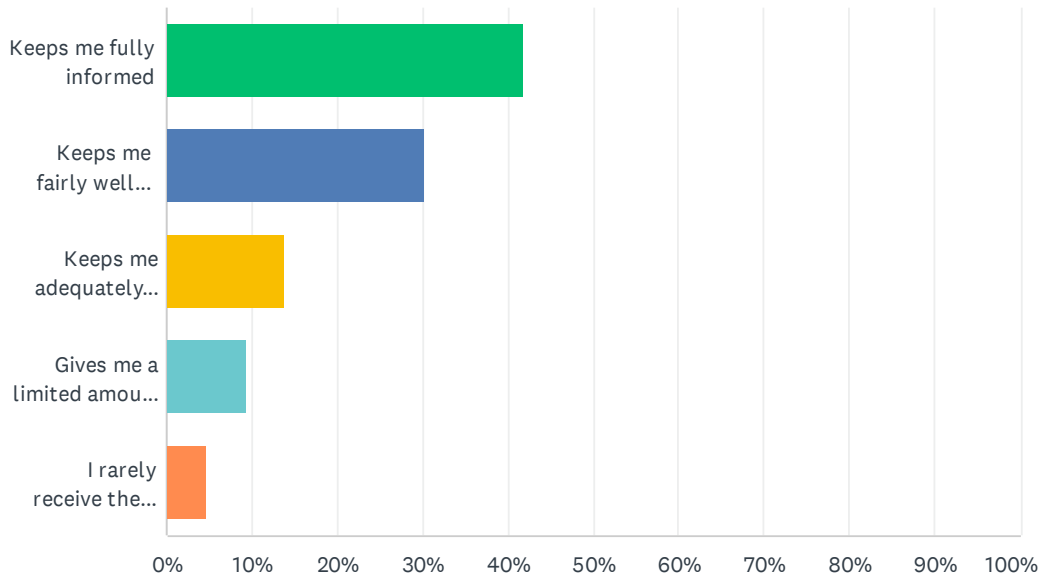
Answered: 43 Skipped: 5



ANSWER CHOICES	RESPONSES	
Strongly satisfied	11.63%	5
Satisfied	51.16%	22
Dissatisfied	20.93%	9
Strongly dissatisfied	0.00%	0
Don't know	16.28%	7
<b>TOTAL</b>		<b>43</b>

**Q26 Elk Island Public Schools appreciates the opportunity to stay connected with parents about news, activities, programs and other matters of importance. What is your impression of the communication you receive from your child's school?**

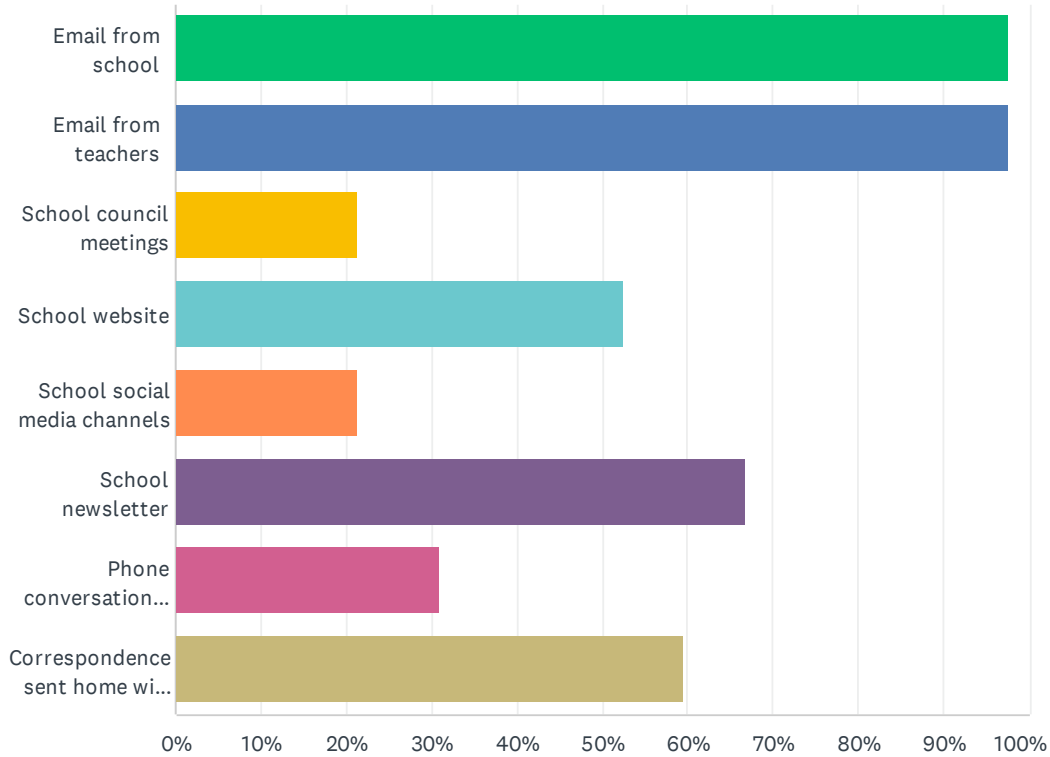
Answered: 43 Skipped: 5



ANSWER CHOICES	RESPONSES	
Keeps me fully informed	41.86%	18
Keeps me fairly well informed	30.23%	13
Keeps me adequately informed	13.95%	6
Gives me a limited amount of information	9.30%	4
I rarely receive the information I need	4.65%	2
<b>TOTAL</b>		<b>43</b>

## Q27 Do you regularly make use of the following to keep up to date on school activities, programs, etc.? Check all that apply.

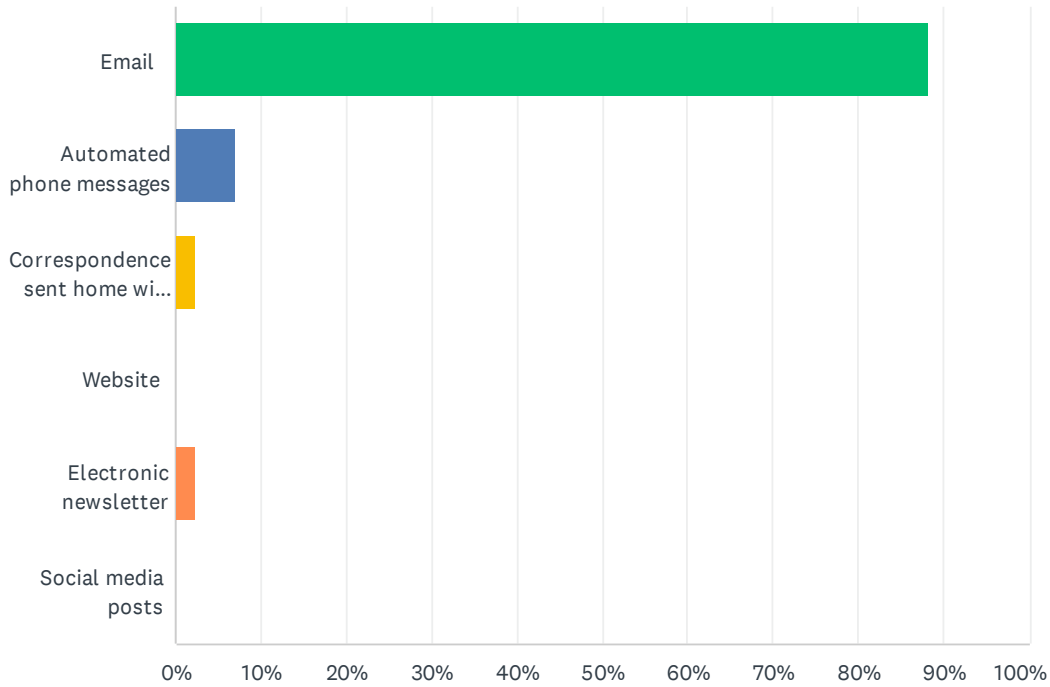
Answered: 42 Skipped: 6



ANSWER CHOICES	RESPONSES	
Email from school	97.62%	41
Email from teachers	97.62%	41
School council meetings	21.43%	9
School website	52.38%	22
School social media channels	21.43%	9
School newsletter	66.67%	28
Phone conversations with the school or teachers	30.95%	13
Correspondence sent home with my child	59.52%	25
Total Respondents: 42		

## Q28 What is your most preferred method of communication from the school and Division?

Answered: 43 Skipped: 5

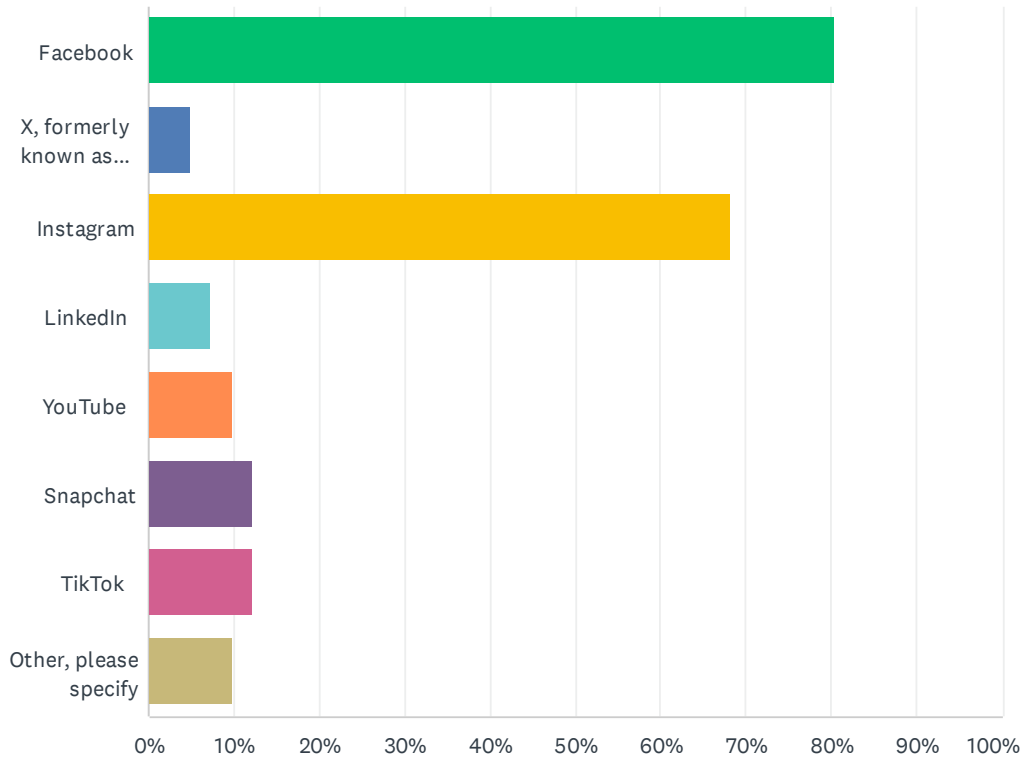


ANSWER CHOICES	RESPONSES	
Email	88.37%	38
Automated phone messages	6.98%	3
Correspondence sent home with my child	2.33%	1
Website	0.00%	0
Electronic newsletter	2.33%	1
Social media posts	0.00%	0
<b>TOTAL</b>		<b>43</b>



### Q29 The Division and schools often share news and information on social media. Which of the following platforms do you use? Check all that apply.

Answered: 41 Skipped: 7



ANSWER CHOICES	RESPONSES	
Facebook	80.49%	33
X, formerly known as Twitter	4.88%	2
Instagram	68.29%	28
LinkedIn	7.32%	3
YouTube	9.76%	4
Snapchat	12.20%	5
TikTok	12.20%	5
Other, please specify	9.76%	4
Total Respondents: 41		