


Q1 Please indicate the school your child attends.

Answered: 65 Skipped: 0



EIPS Parent Survey 2017-18



ANSWER CHOICES	RESPONSES
A.L. Horton Elementary	0.00% 0

EIPS Parent Survey 2017-18

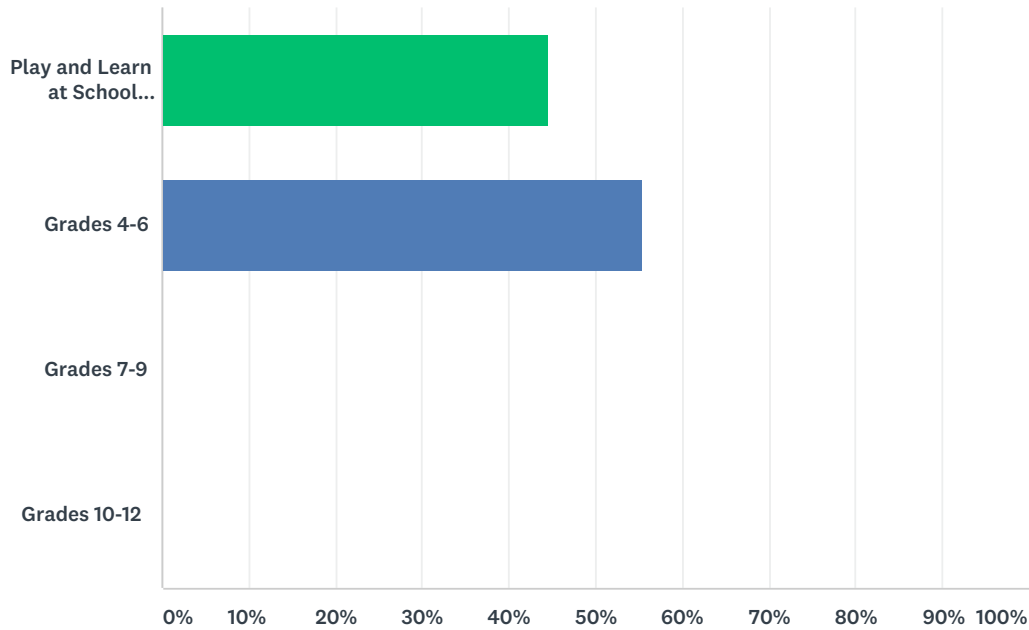
Andrew School	0.00%	0
Ardrossan Elementary	0.00%	0
Ardrossan Junior Senior High	0.00%	0
Bev Facey Community High	0.00%	0
Brentwood Elementary	0.00%	0
Bruderheim School	0.00%	0
Clover Bar Junior High	0.00%	0
École Campbelltown	0.00%	0
École Parc Élémentaire	0.00%	0
F.R. Haythorne Junior High	0.00%	0
Fort Saskatchewan Christian	0.00%	0
Fort Saskatchewan Elementary	0.00%	0
Fort Saskatchewan Senior High	0.00%	0
Fultonvale Elementary Junior High	0.00%	0
Glen Allan Elementary	0.00%	0
James Mowat Elementary	100.00%	65
Lakeland Ridge	0.00%	0
Lamont Elementary	0.00%	0
Lamont High	0.00%	0
Mills Haven Elementary	0.00%	0
Mundare School	0.00%	0
Next Step/Outreach	0.00%	0
Pine Street Elementary	0.00%	0
Rudolph Hennig Junior High	0.00%	0
Salisbury Composite High	0.00%	0
Sherwood Heights Junior High	0.00%	0
SouthPointe School	0.00%	0
Strathcona Christian Academy Elementary	0.00%	0
Strathcona Christian Academy Secondary	0.00%	0
Uncas Elementary	0.00%	0
Vegreville Composite High	0.00%	0
Wes Hosford Elementary	0.00%	0
Westboro Elementary	0.00%	0
Win Ferguson Elementary	0.00%	0

EIPS Parent Survey 2017-18

Woodbridge Farms Elementary	0.00%	0
Wye Elementary	0.00%	0
TOTAL		65

Q2 Please indicate your child's grade.

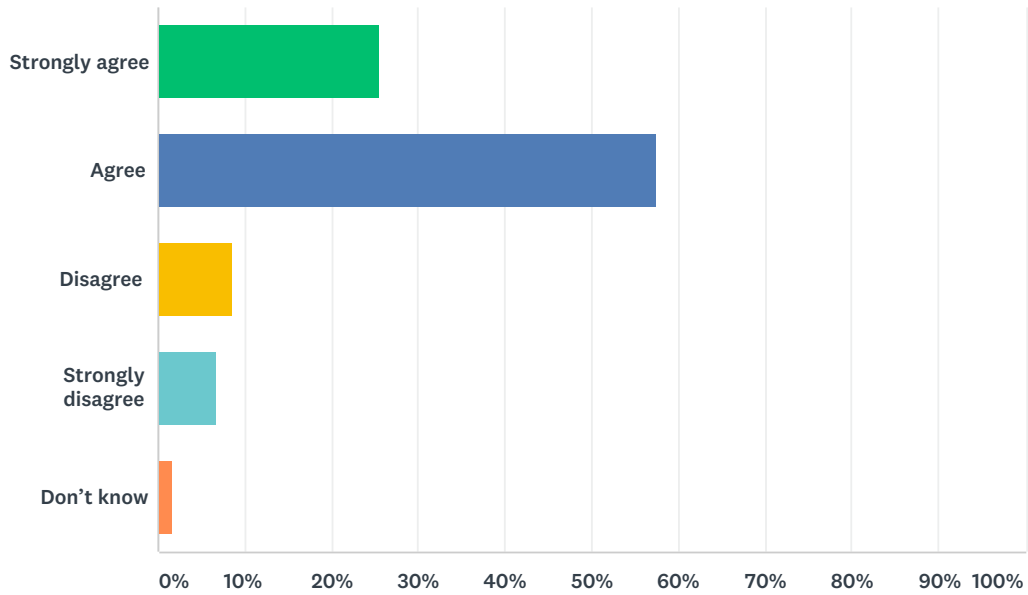
Answered: 65 Skipped: 0



ANSWER CHOICES	RESPONSES	
Play and Learn at School (PALS) Kindergarten Grades 1-3	44.62%	29
Grades 4-6	55.38%	36
Grades 7-9	0.00%	0
Grades 10-12	0.00%	0
TOTAL		65

Q3 My child's individual needs are met.

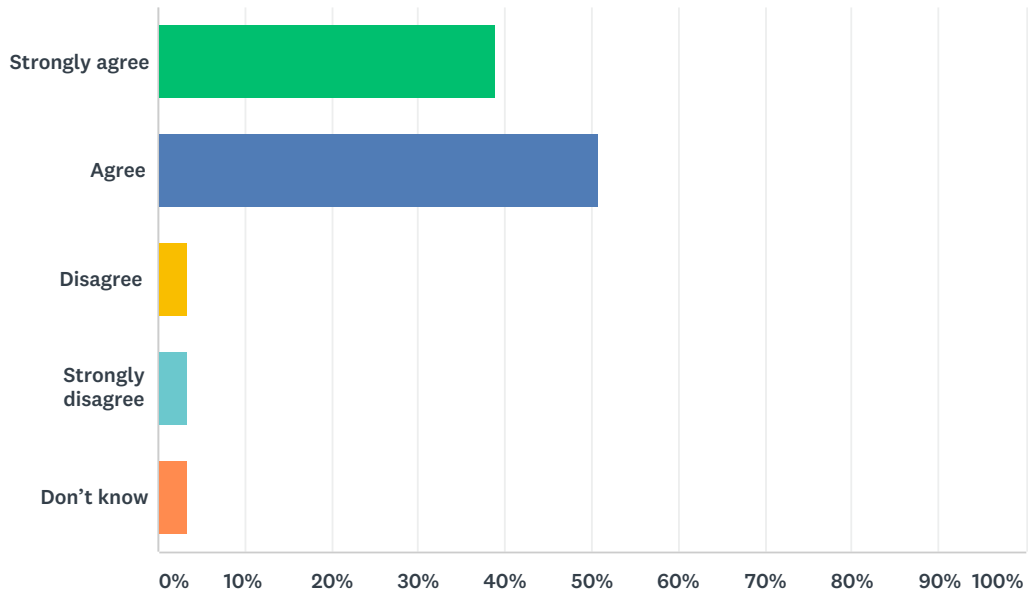
Answered: 59 Skipped: 6



ANSWER CHOICES	RESPONSES	
Strongly agree	25.42%	15
Agree	57.63%	34
Disagree	8.47%	5
Strongly disagree	6.78%	4
Don't know	1.69%	1
TOTAL		59

Q4 My child is encouraged at school to do his or her best.

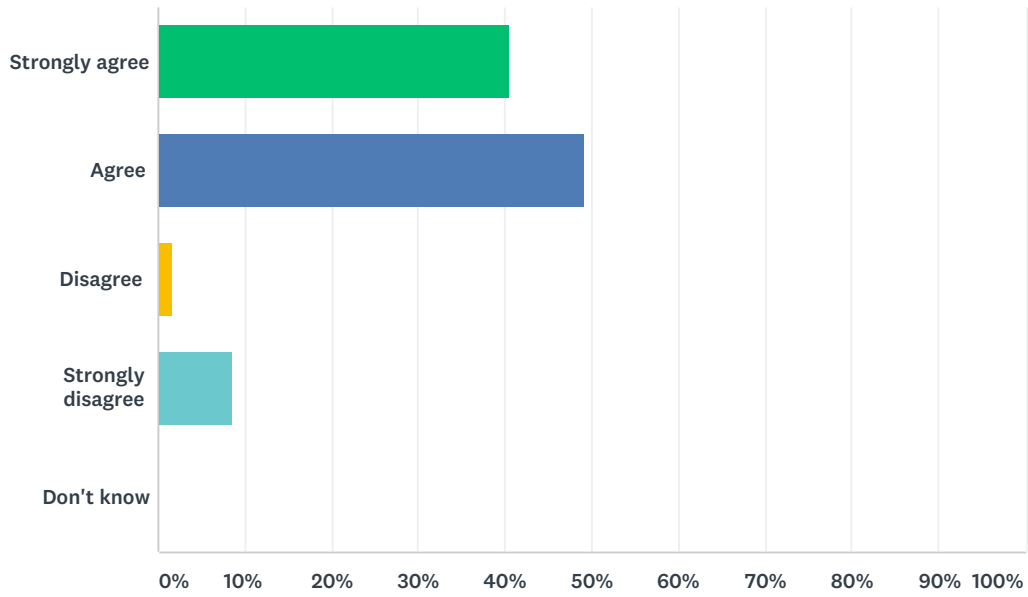
Answered: 59 Skipped: 6



ANSWER CHOICES	RESPONSES	
Strongly agree	38.98%	23
Agree	50.85%	30
Disagree	3.39%	2
Strongly disagree	3.39%	2
Don't know	3.39%	2
TOTAL		59

Q5 My child is demonstrating growth in literacy.

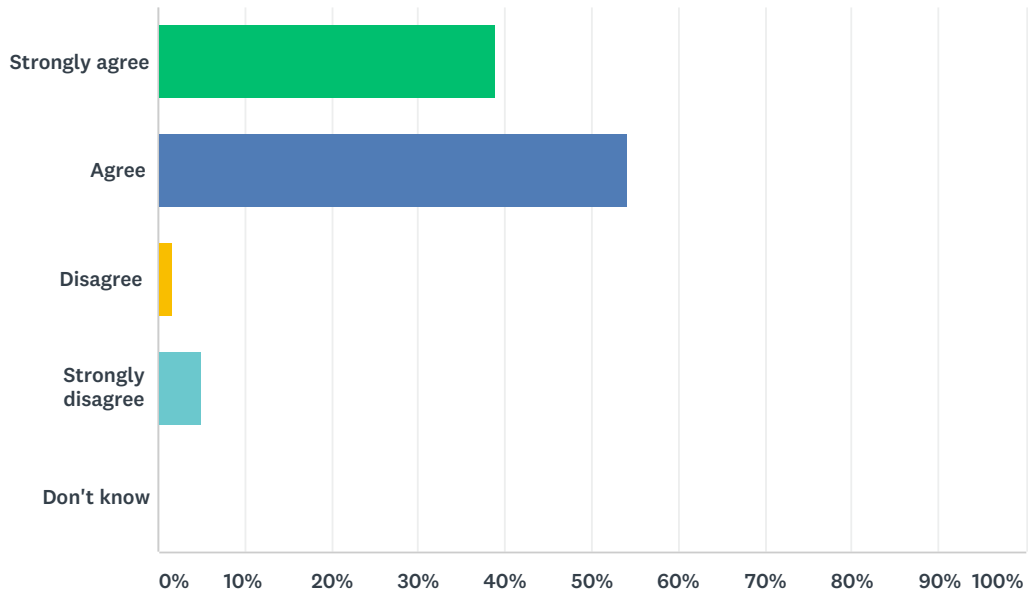
Answered: 59 Skipped: 6



ANSWER CHOICES	RESPONSES	
Strongly agree	40.68%	24
Agree	49.15%	29
Disagree	1.69%	1
Strongly disagree	8.47%	5
Don't know	0.00%	0
TOTAL		59

Q6 My child is demonstrating growth in numeracy.

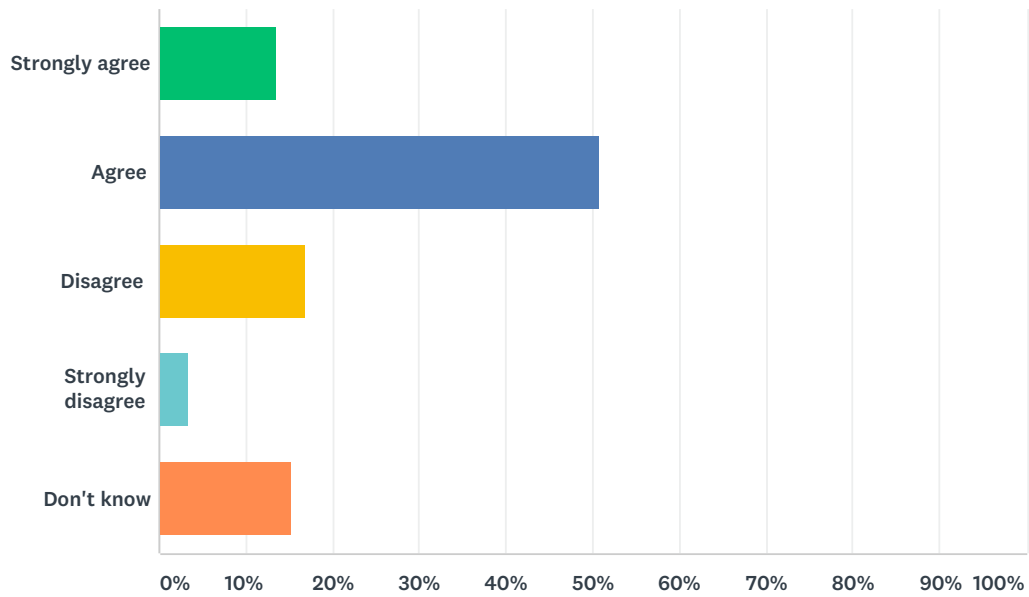
Answered: 59 Skipped: 6



ANSWER CHOICES	RESPONSES	
Strongly agree	38.98%	23
Agree	54.24%	32
Disagree	1.69%	1
Strongly disagree	5.08%	3
Don't know	0.00%	0
TOTAL		59

Q7 My child has an understanding of First Nations, Métis and Inuit culture and history.

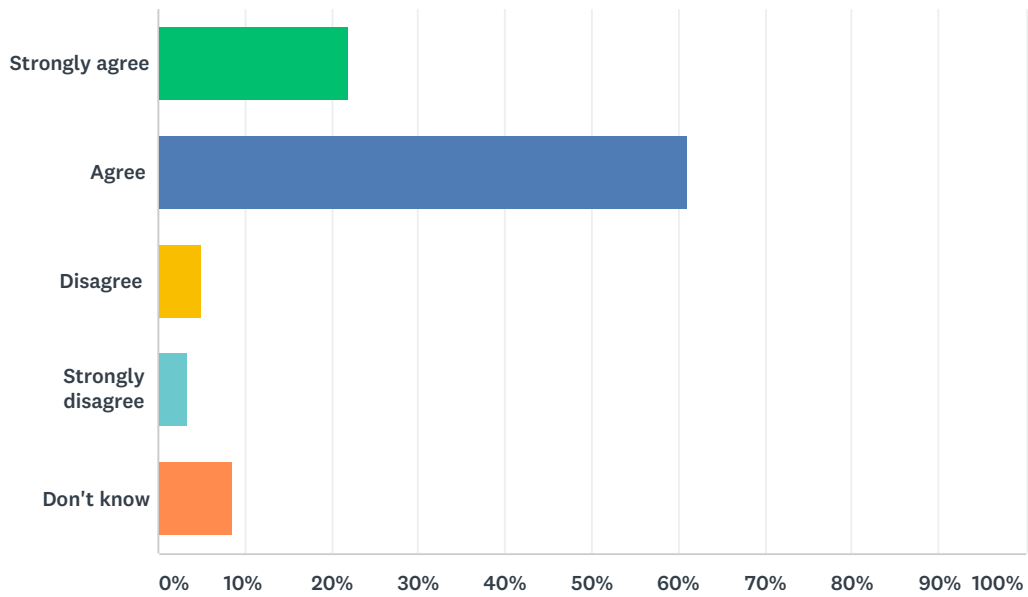
Answered: 59 Skipped: 6



ANSWER CHOICES	RESPONSES	
Strongly agree	13.56%	8
Agree	50.85%	30
Disagree	16.95%	10
Strongly disagree	3.39%	2
Don't know	15.25%	9
TOTAL		59

Q8 My child is being taught knowledge, skills and attitudes necessary to be successful in life.

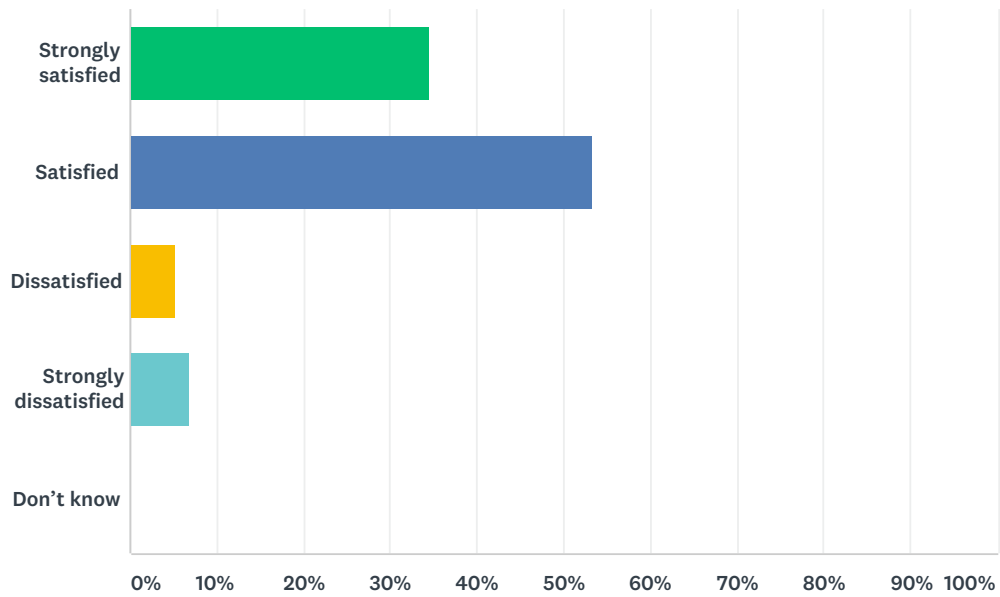
Answered: 59 Skipped: 6



ANSWER CHOICES	RESPONSES	
Strongly agree	22.03%	13
Agree	61.02%	36
Disagree	5.08%	3
Strongly disagree	3.39%	2
Don't know	8.47%	5
TOTAL		59

Q9 How satisfied are you with the quality of education your child is receiving at his or her school?

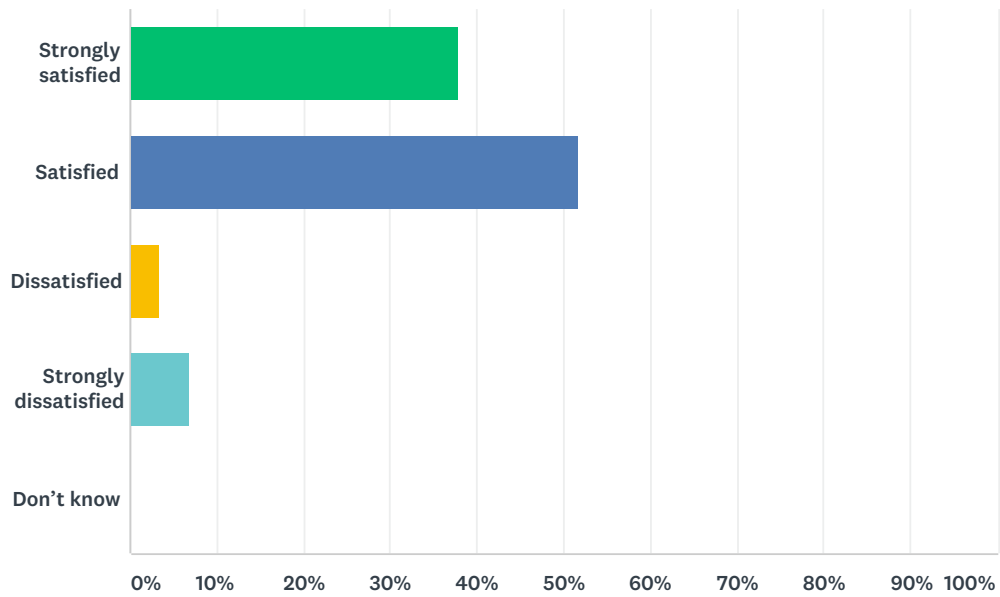
Answered: 58 Skipped: 7



ANSWER CHOICES	RESPONSES	
Strongly satisfied	34.48%	20
Satisfied	53.45%	31
Dissatisfied	5.17%	3
Strongly dissatisfied	6.90%	4
Don't know	0.00%	0
TOTAL		58

Q10 How satisfied are you with the quality of teaching at your child's school?

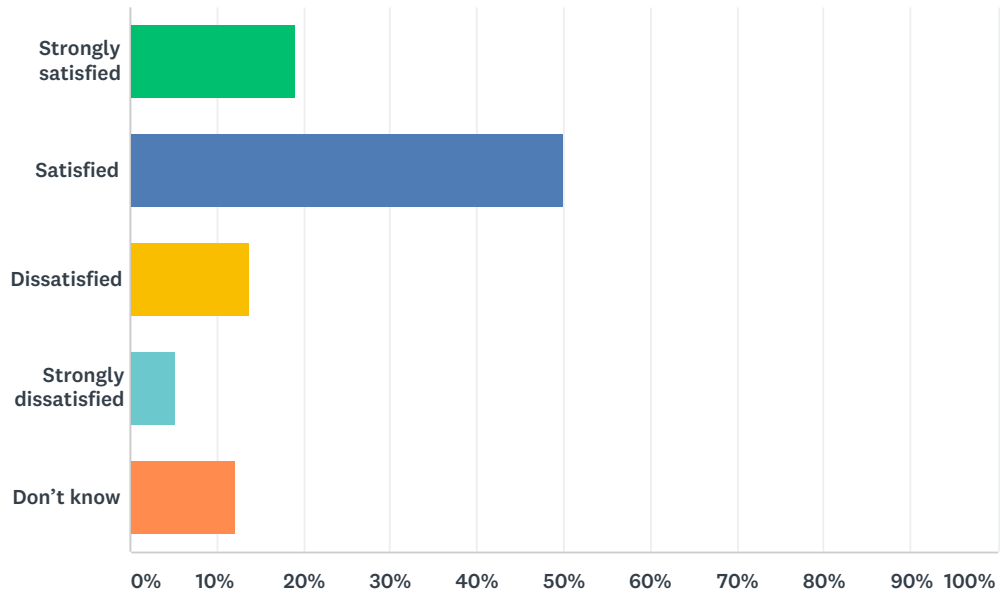
Answered: 58 Skipped: 7



ANSWER CHOICES	RESPONSES	
Strongly satisfied	37.93%	22
Satisfied	51.72%	30
Dissatisfied	3.45%	2
Strongly dissatisfied	6.90%	4
Don't know	0.00%	0
TOTAL		58

Q11 How satisfied are you with the leadership in your child's school?

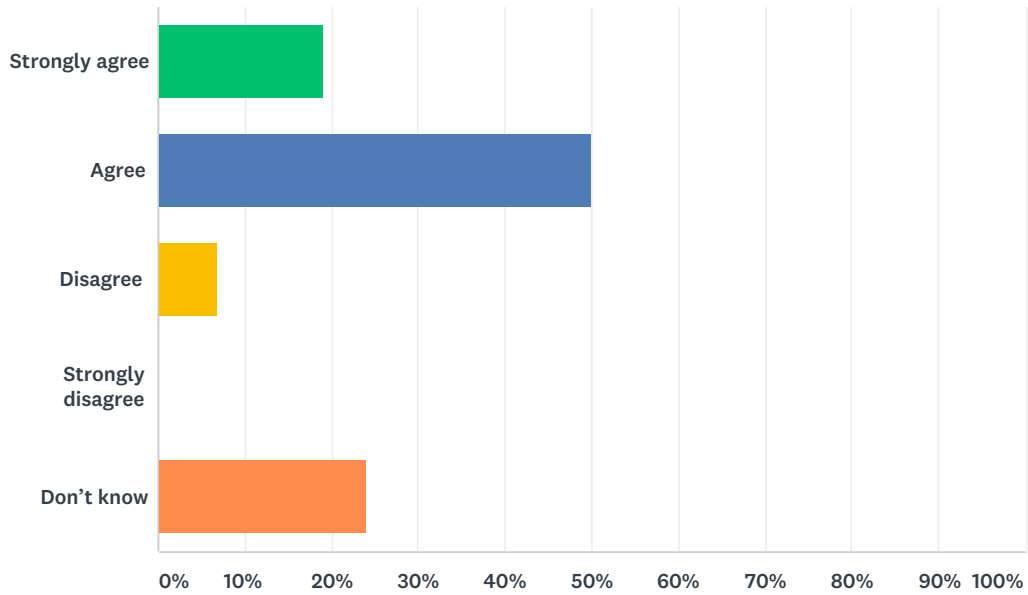
Answered: 58 Skipped: 7



ANSWER CHOICES	RESPONSES	
Strongly satisfied	18.97%	11
Satisfied	50.00%	29
Dissatisfied	13.79%	8
Strongly dissatisfied	5.17%	3
Don't know	12.07%	7
TOTAL		58

Q12 The rights and responsibilities of citizenship are reinforced in my child's school.

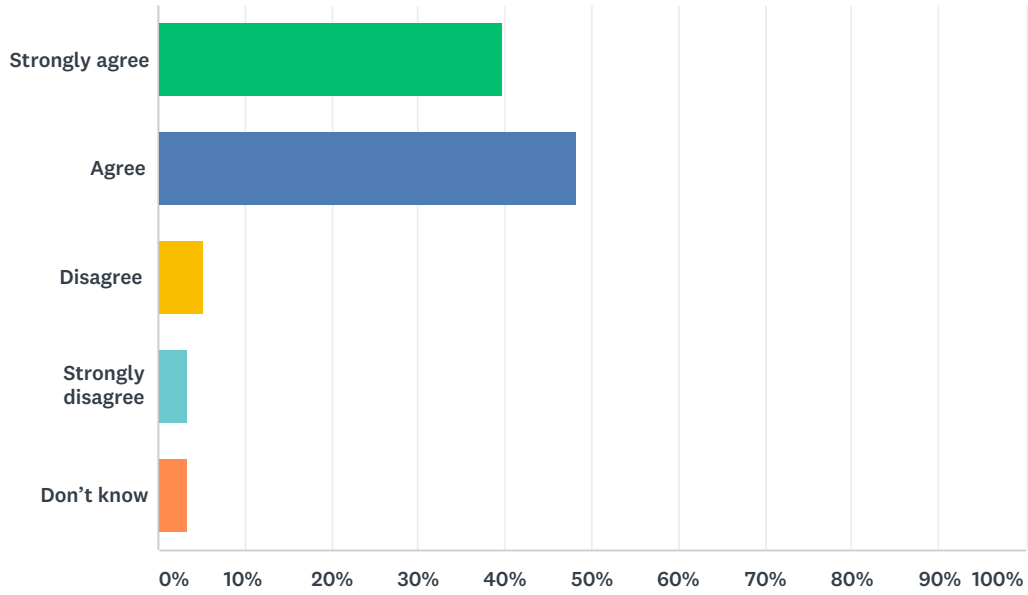
Answered: 58 Skipped: 7



ANSWER CHOICES	RESPONSES	
Strongly agree	18.97%	11
Agree	50.00%	29
Disagree	6.90%	4
Strongly disagree	0.00%	0
Don't know	24.14%	14
TOTAL		58

Q13 The school staff care about my child.

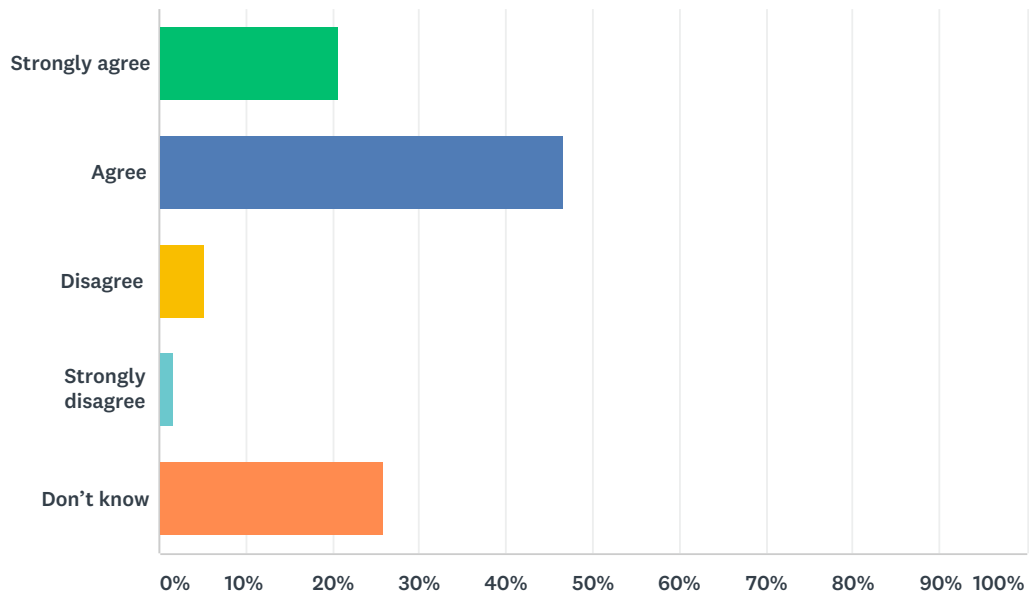
Answered: 58 Skipped: 7



ANSWER CHOICES	RESPONSES	
Strongly agree	39.66%	23
Agree	48.28%	28
Disagree	5.17%	3
Strongly disagree	3.45%	2
Don't know	3.45%	2
TOTAL		58

Q14 Discipline is handled in a fair and reasonable manner in my child's school.

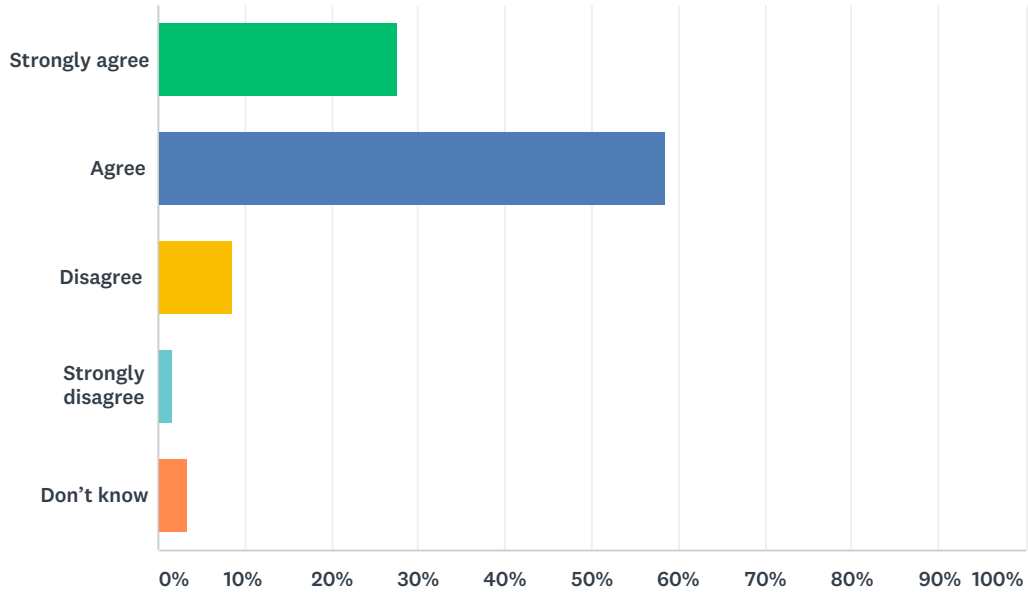
Answered: 58 Skipped: 7



ANSWER CHOICES	RESPONSES	
Strongly agree	20.69%	12
Agree	46.55%	27
Disagree	5.17%	3
Strongly disagree	1.72%	1
Don't know	25.86%	15
TOTAL		58

Q15 My child's school is safe.

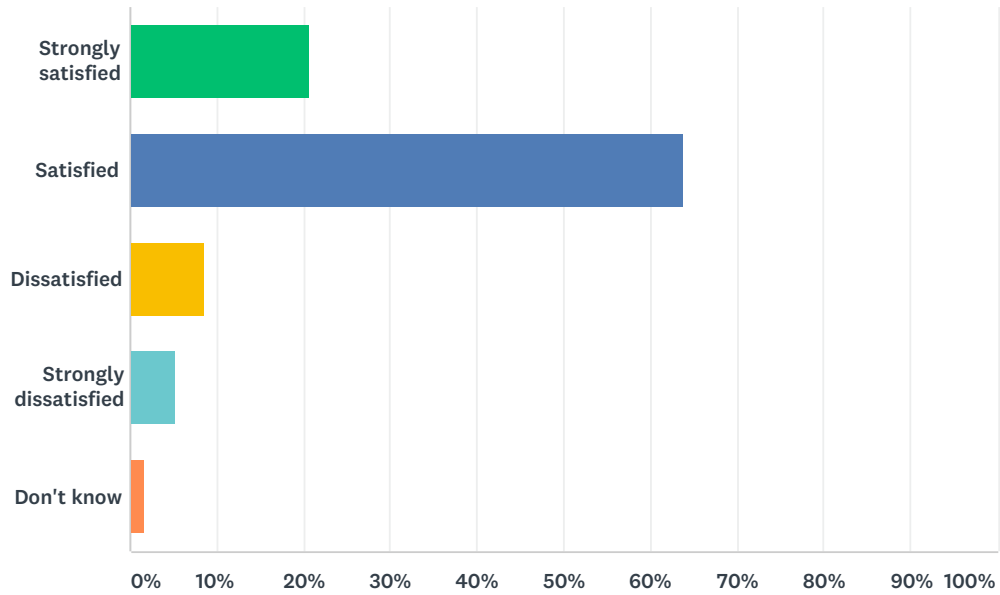
Answered: 58 Skipped: 7



ANSWER CHOICES	RESPONSES	
Strongly agree	27.59%	16
Agree	58.62%	34
Disagree	8.62%	5
Strongly disagree	1.72%	1
Don't know	3.45%	2
TOTAL		58

Q16 How satisfied are you with the resources available to support your child's learning?

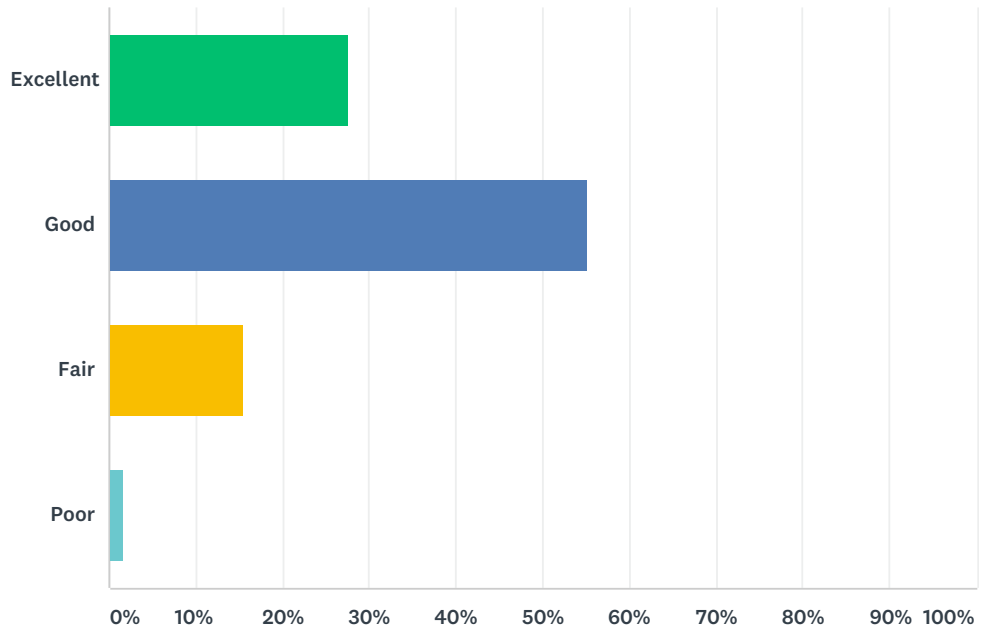
Answered: 58 Skipped: 7



ANSWER CHOICES	RESPONSES	
Strongly satisfied	20.69%	12
Satisfied	63.79%	37
Dissatisfied	8.62%	5
Strongly dissatisfied	5.17%	3
Don't know	1.72%	1
TOTAL		58

Q17 How would you rate the physical condition of your child's school?

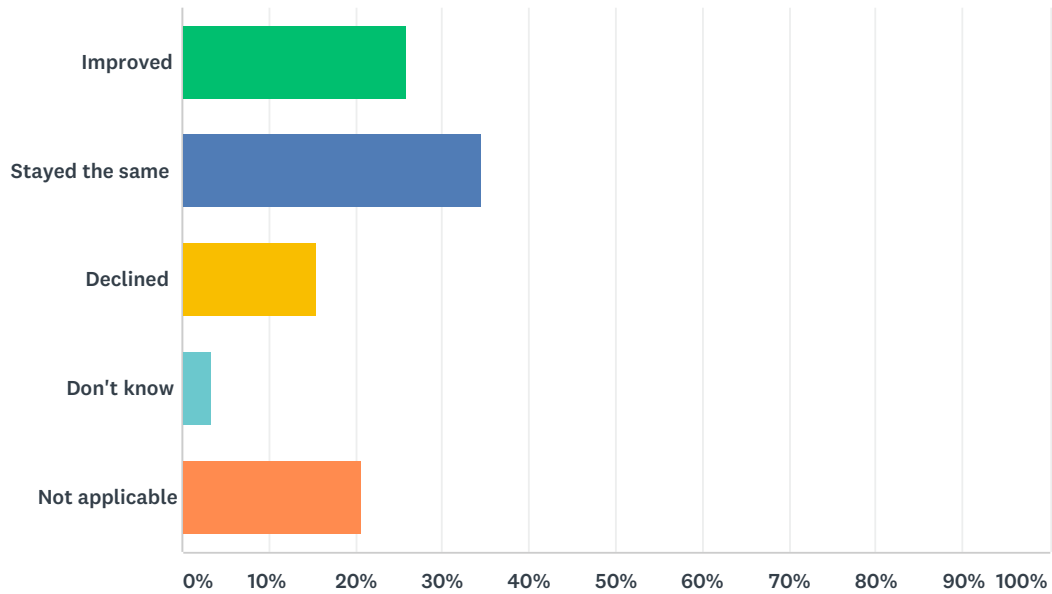
Answered: 58 Skipped: 7



ANSWER CHOICES	RESPONSES	
Excellent	27.59%	16
Good	55.17%	32
Fair	15.52%	9
Poor	1.72%	1
TOTAL		58

Q18 In your opinion, has the quality of education your child has experienced at school improved, stayed the same or declined in the past three years?

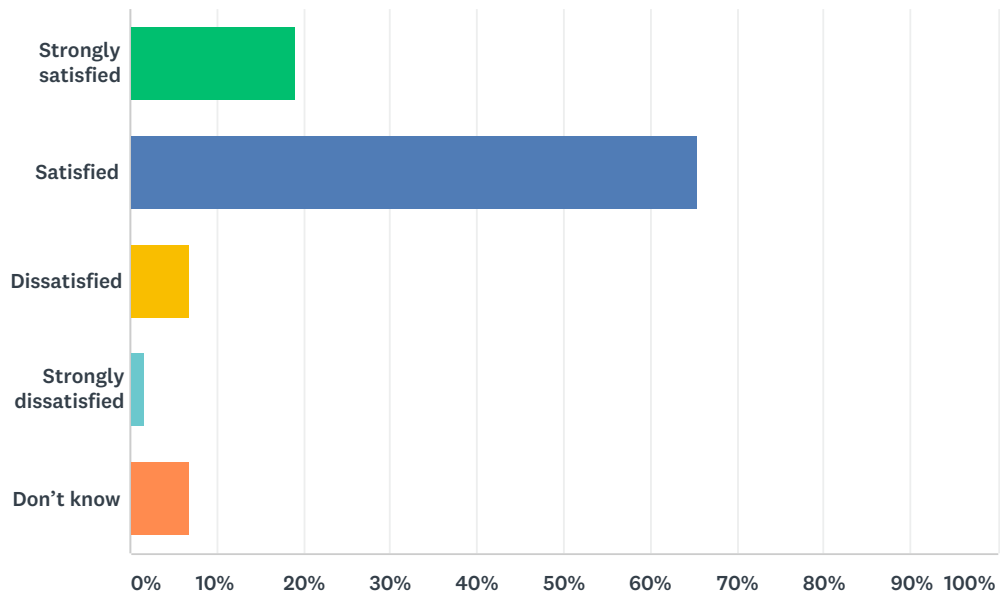
Answered: 58 Skipped: 7



ANSWER CHOICES	RESPONSES	
Improved	25.86%	15
Stayed the same	34.48%	20
Declined	15.52%	9
Don't know	3.45%	2
Not applicable	20.69%	12
TOTAL		58

Q19 How satisfied are you with the opportunity to be involved in decisions at your child's school?

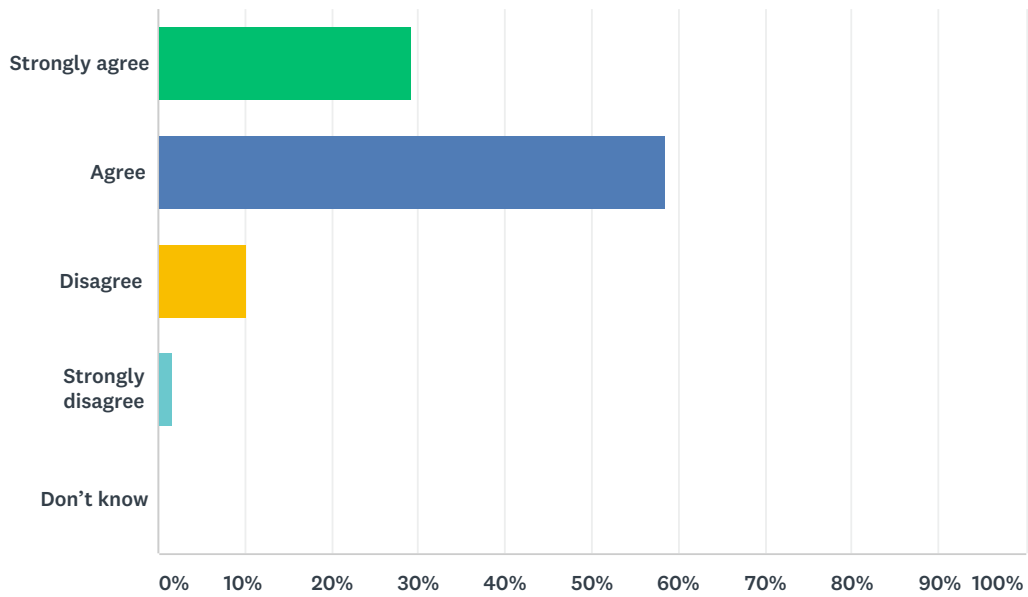
Answered: 58 Skipped: 7



ANSWER CHOICES	RESPONSES	
Strongly satisfied	18.97%	11
Satisfied	65.52%	38
Dissatisfied	6.90%	4
Strongly dissatisfied	1.72%	1
Don't know	6.90%	4
TOTAL		58

Q20 The school keeps me informed about my child's progress and achievement.

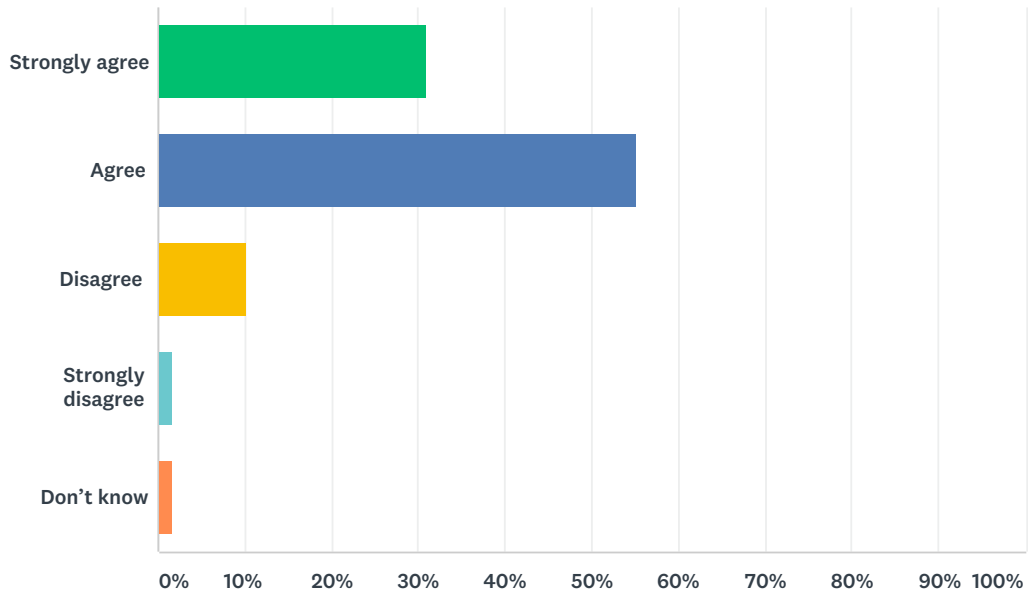
Answered: 58 Skipped: 7



ANSWER CHOICES	RESPONSES	
Strongly agree	29.31%	17
Agree	58.62%	34
Disagree	10.34%	6
Strongly disagree	1.72%	1
Don't know	0.00%	0
TOTAL		58

Q21 There is open and honest communication within my child's school.

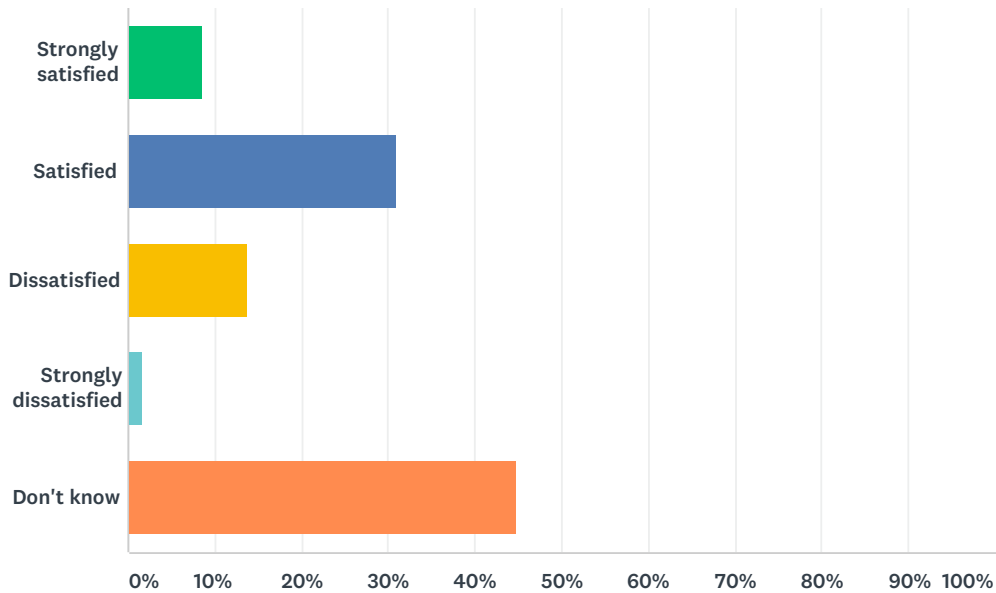
Answered: 58 Skipped: 7



ANSWER CHOICES	RESPONSES	
Strongly agree	31.03%	18
Agree	55.17%	32
Disagree	10.34%	6
Strongly disagree	1.72%	1
Don't know	1.72%	1
TOTAL		58

Q22 How satisfied are you with the community partnerships that may be established at your school? For example: Saffron, KEYS program, Green Certificate, lunch programs, after-school programs, RAP, Tools for School, Scratch Day, Entrepreneurial Adventure, scholarships/grants, etc.

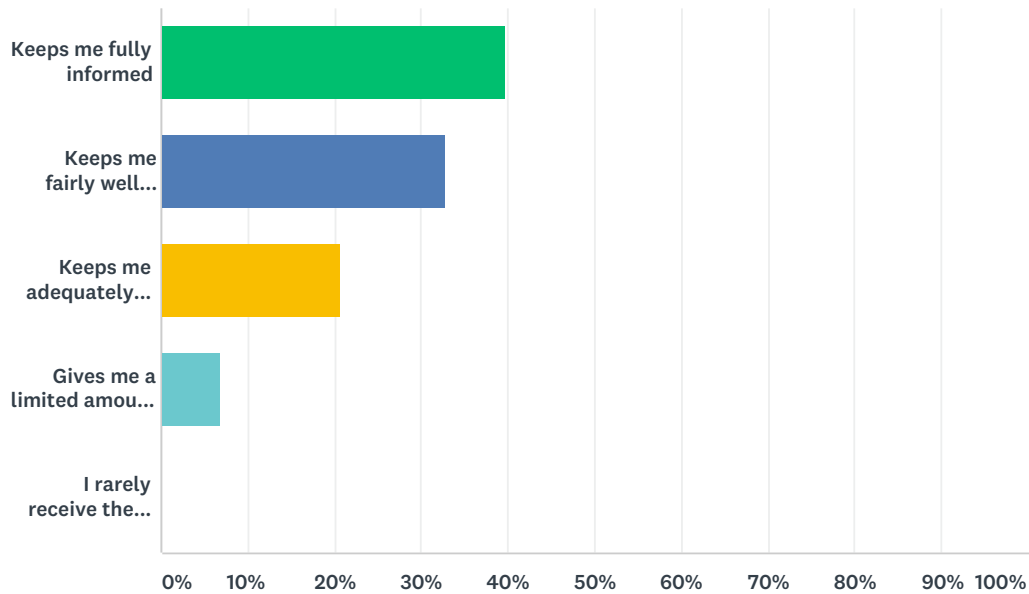
Answered: 58 Skipped: 7



ANSWER CHOICES	RESPONSES	
Strongly satisfied	8.62%	5
Satisfied	31.03%	18
Dissatisfied	13.79%	8
Strongly dissatisfied	1.72%	1
Don't know	44.83%	26
TOTAL		58

Q23 Elk Island Public Schools appreciates the opportunity to stay connected with parents about news, activities, programs and other matters of importance. What is your impression of the communication you receive from your child's school?

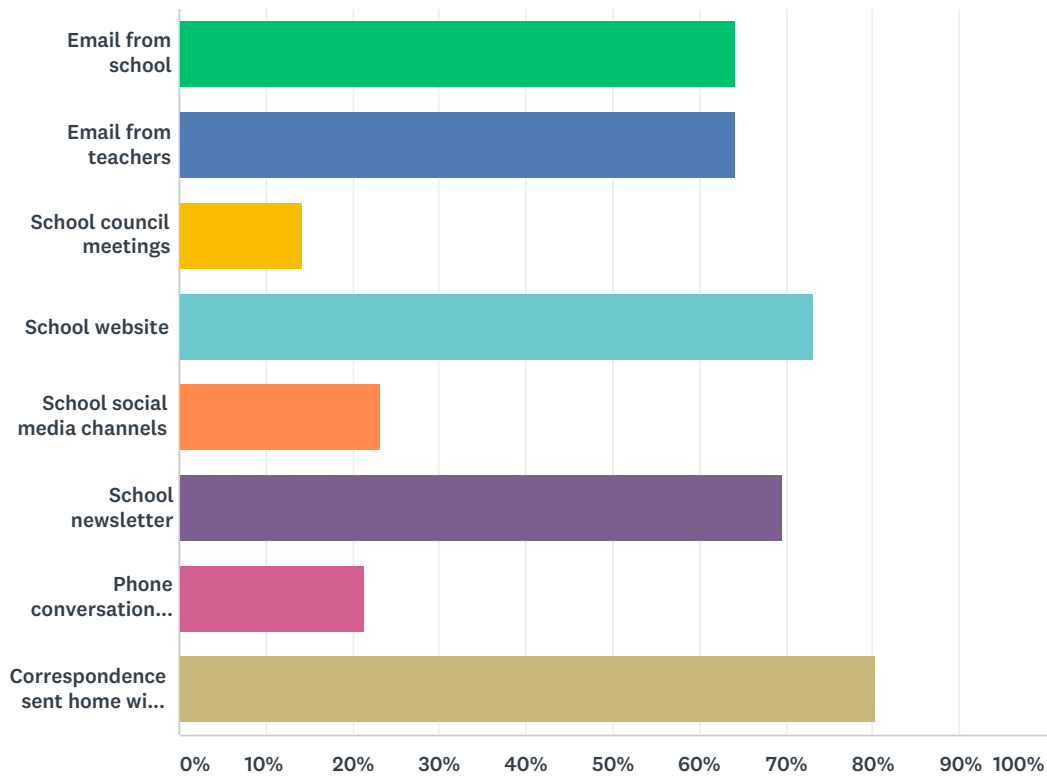
Answered: 58 Skipped: 7



ANSWER CHOICES	RESPONSES	
Keeps me fully informed	39.66%	23
Keeps me fairly well informed	32.76%	19
Keeps me adequately informed	20.69%	12
Gives me a limited amount of information	6.90%	4
I rarely receive the information I need	0.00%	0
TOTAL		58

Q24 Do you regularly make use of the following to keep up to date on school activities, programs, etc.? Check all that apply.

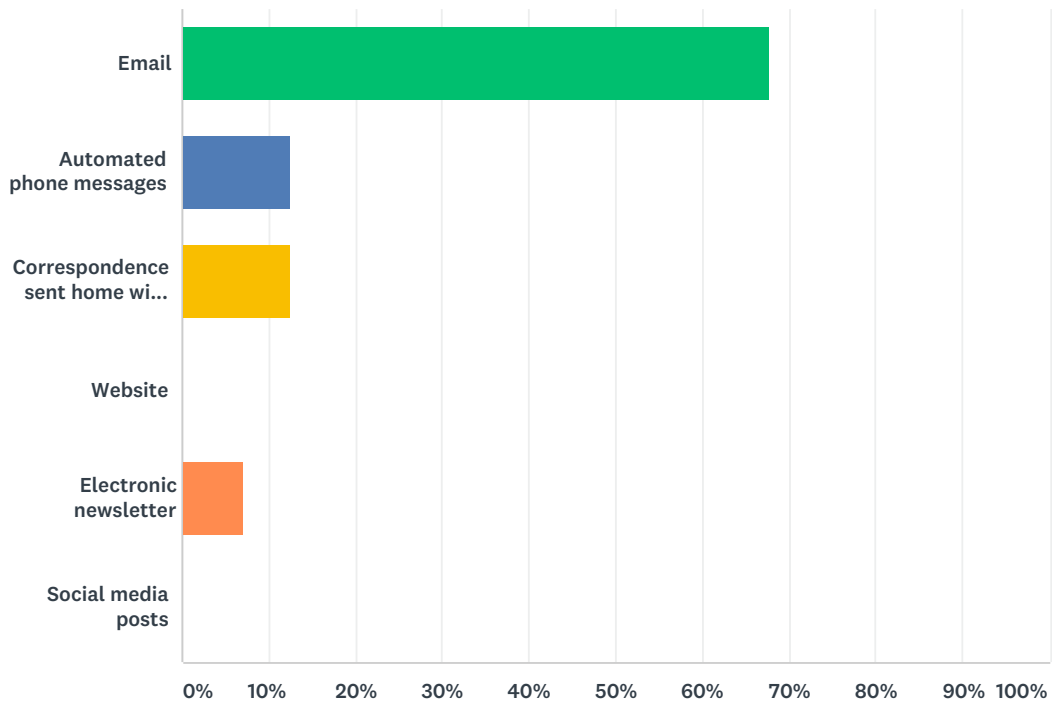
Answered: 56 Skipped: 9



ANSWER CHOICES	RESPONSES	
Email from school	64.29%	36
Email from teachers	64.29%	36
School council meetings	14.29%	8
School website	73.21%	41
School social media channels	23.21%	13
School newsletter	69.64%	39
Phone conversations with school and/or teachers	21.43%	12
Correspondence sent home with your child	80.36%	45
Total Respondents: 56		

Q25 What is your most preferred method of communication from the school and Division?

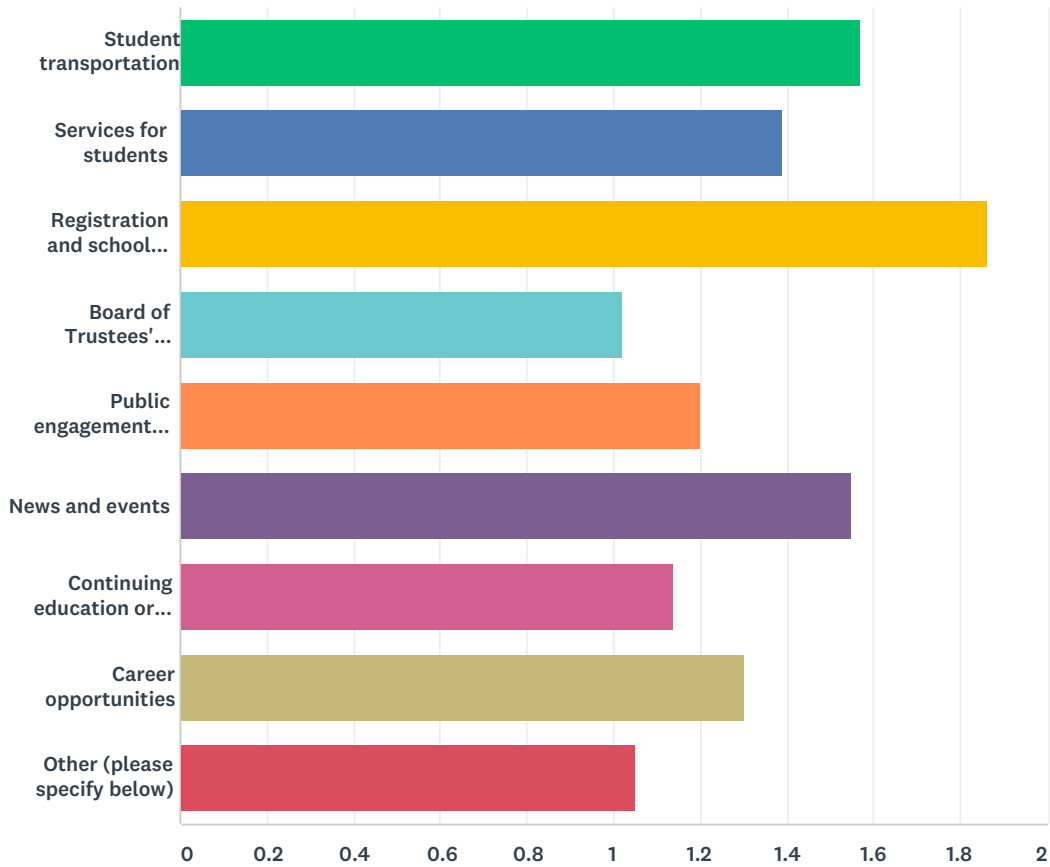
Answered: 56 Skipped: 9



ANSWER CHOICES	RESPONSES	
Email	67.86%	38
Automated phone messages	12.50%	7
Correspondence sent home with your child	12.50%	7
Website	0.00%	0
Electronic newsletter	7.14%	4
Social media posts	0.00%	0
TOTAL		56

Q26 Do you visit the Division website (www.eips.ca) for information on:

Answered: 56 Skipped: 9



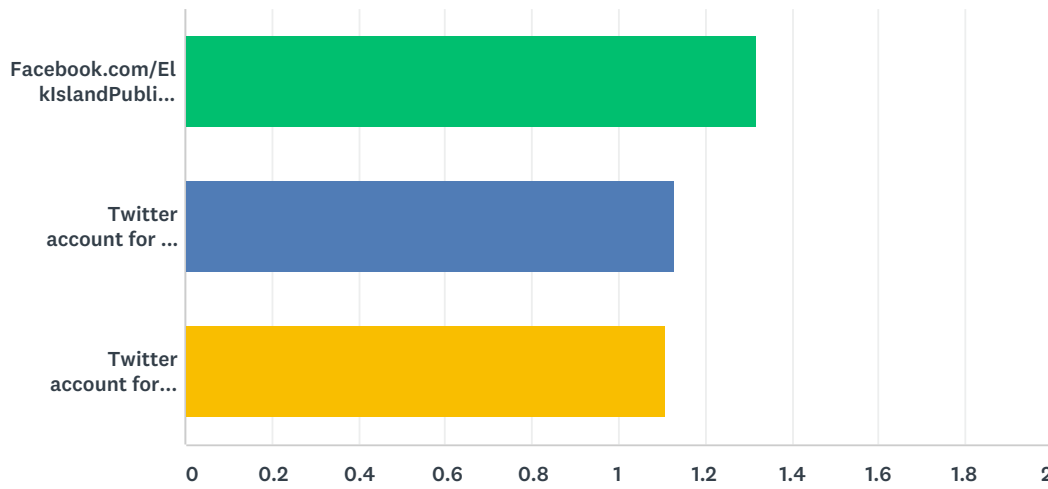
	YES	NO	TOTAL	WEIGHTED AVERAGE
Student transportation	57.14% 32	42.86% 24	56	1.57
Services for students	39.29% 22	60.71% 34	56	1.39
Registration and school boundaries	85.71% 48	14.29% 8	56	1.86
Board of Trustees' meetings	1.79% 1	98.21% 55	56	1.02
Public engagement initiatives	19.64% 11	80.36% 45	56	1.20
News and events	55.36% 31	44.64% 25	56	1.55
Continuing education or summer courses	14.29% 8	85.71% 48	56	1.14
Career opportunities	30.36% 17	69.64% 39	56	1.30
Other (please specify below)	5.36% 3	94.64% 53	56	1.05

EIPS Parent Survey 2017-18

#	OTHER:	DATE
1	Division calendar	3/23/2018 8:38 AM
2	Calendar	3/22/2018 10:48 AM

Q27 Elk Island Public Schools shares news and information on its social media channels. Do you follow:

Answered: 56 Skipped: 9



	YES	NO	TOTAL	WEIGHTED AVERAGE
Facebook.com/ElkIslandPublicSchools	32.14% 18	67.86% 38	56	1.32
Twitter account for the Division (@eips)	12.50% 7	87.50% 49	56	1.13
Twitter account for EIPS Student Transportation (@eipsST)	10.71% 6	89.29% 50	56	1.11