

### Q1 Please indicate the school your child attends.

Answered: 64 Skipped: 0



# EIPS Parent Survey 2016-2017



Answer Choices	Responses
----------------	-----------

## EIPS Parent Survey 2016-2017

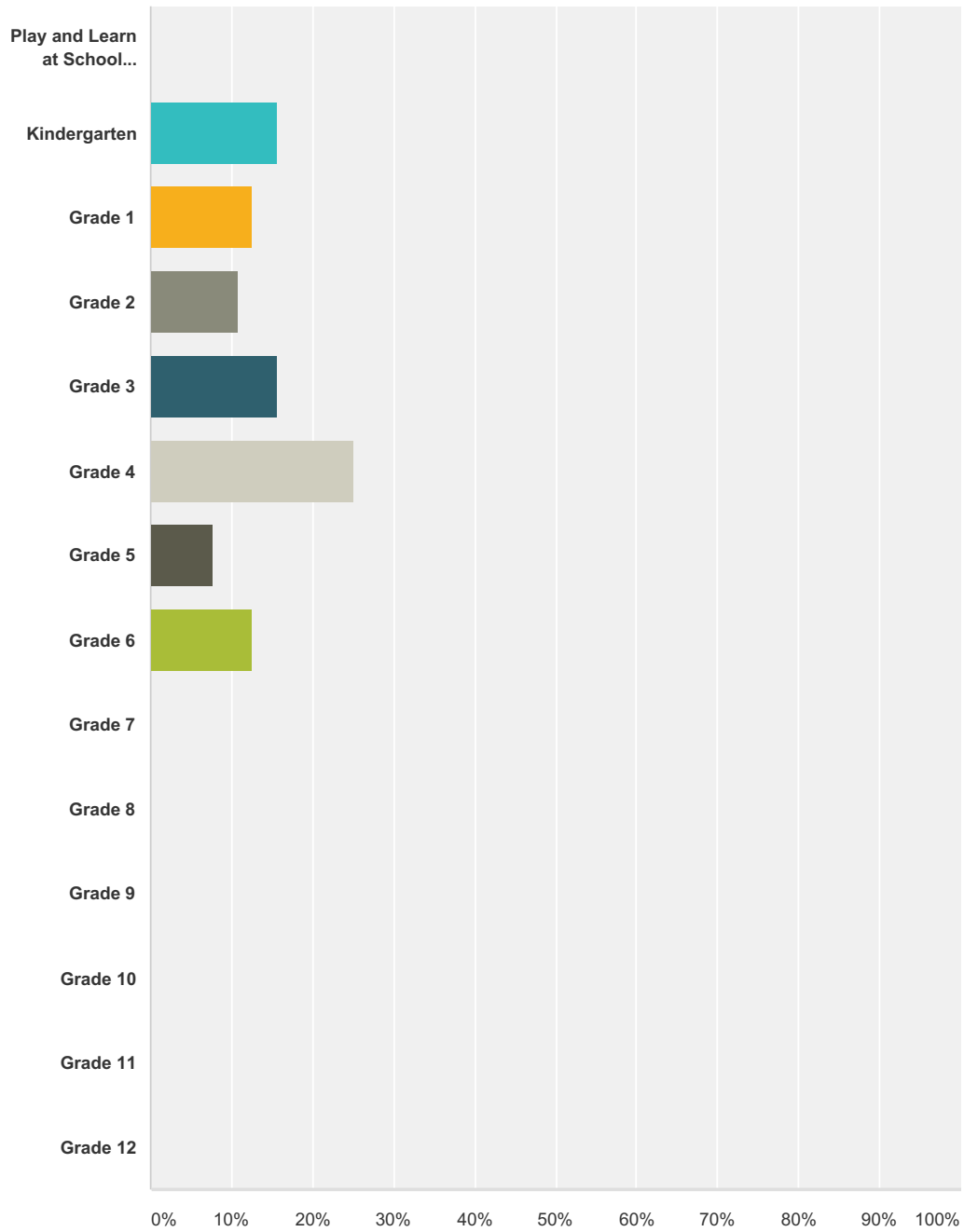
A.L. Horton Elementary	0.00%	0
Andrew School	0.00%	0
École Élémentaire Ardrossan Elementary	0.00%	0
Ardrossan Junior Senior High	0.00%	0
Bev Facey Community High	0.00%	0
Brentwood Elementary	0.00%	0
Bruderheim School	0.00%	0
Clover Bar Junior High	0.00%	0
École Campbelltown	0.00%	0
École Parc Élémentaire	0.00%	0
F.R. Haythorne Junior High	0.00%	0
Fort Saskatchewan Christian	0.00%	0
Fort Saskatchewan Elementary	0.00%	0
Fort Saskatchewan Senior High	0.00%	0
Fultonvale Elementary Junior High	0.00%	0
Glen Allan Elementary	0.00%	0
James Mowat Elementary	100.00%	64
Lakeland Ridge	0.00%	0
Lamont Elementary	0.00%	0
Lamont High	0.00%	0
Mills Haven Elementary	0.00%	0
Ministik School	0.00%	0
Mundare School	0.00%	0
Next Step/Outreach	0.00%	0
Pine Street Elementary	0.00%	0
Rudolph Hennig Junior High	0.00%	0
Salisbury Composite High	0.00%	0
Sherwood Heights Junior High	0.00%	0
Strathcona Christian Academy Elementary	0.00%	0
Strathcona Christian Academy Secondary	0.00%	0
Uncas Elementary	0.00%	0
Vegreville Composite High	0.00%	0
Wes Hosford Elementary	0.00%	0
Westboro Elementary	0.00%	0

## EIPS Parent Survey 2016-2017

Win Ferguson Elementary	0.00%	0
Woodbridge Farms Elementary	0.00%	0
Wye Elementary	0.00%	0
<b>Total</b>		<b>64</b>

## Q2 Please indicate your child's grade.

Answered: 64 Skipped: 0



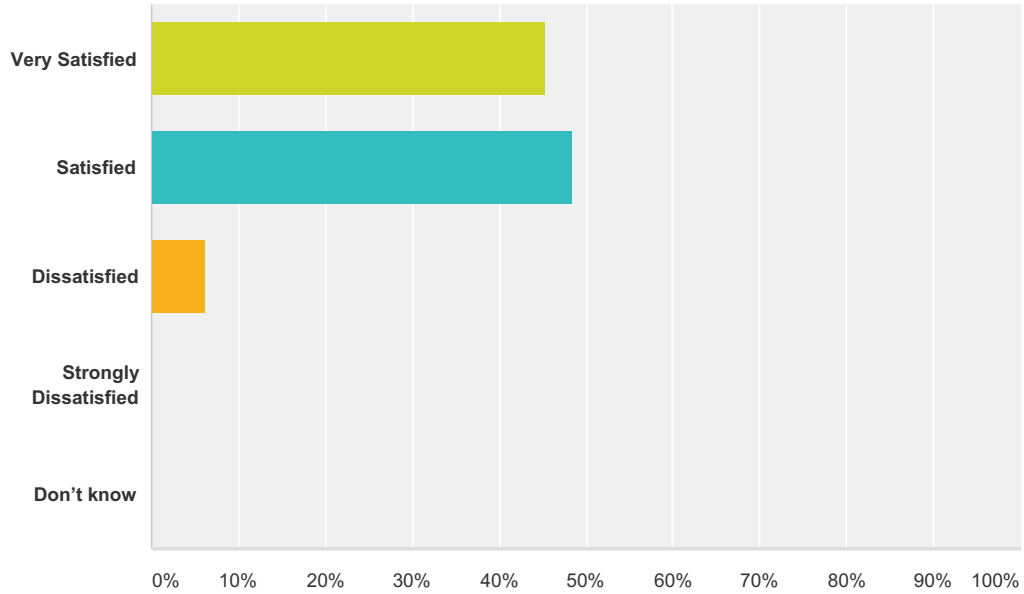
Answer Choices	Responses
Play and Learn at School (PALS)	0.00% 0
Kindergarten	15.63% 10
Grade 1	12.50% 8
Grade 2	10.94% 7
Grade 3	15.63% 10

## EIPS Parent Survey 2016-2017

Grade 4	25.00%	16
Grade 5	7.81%	5
Grade 6	12.50%	8
Grade 7	0.00%	0
Grade 8	0.00%	0
Grade 9	0.00%	0
Grade 10	0.00%	0
Grade 11	0.00%	0
Grade 12	0.00%	0
<b>Total</b>		<b>64</b>

### Q3 How satisfied are you with the quality of education that your child is receiving at his/her school?

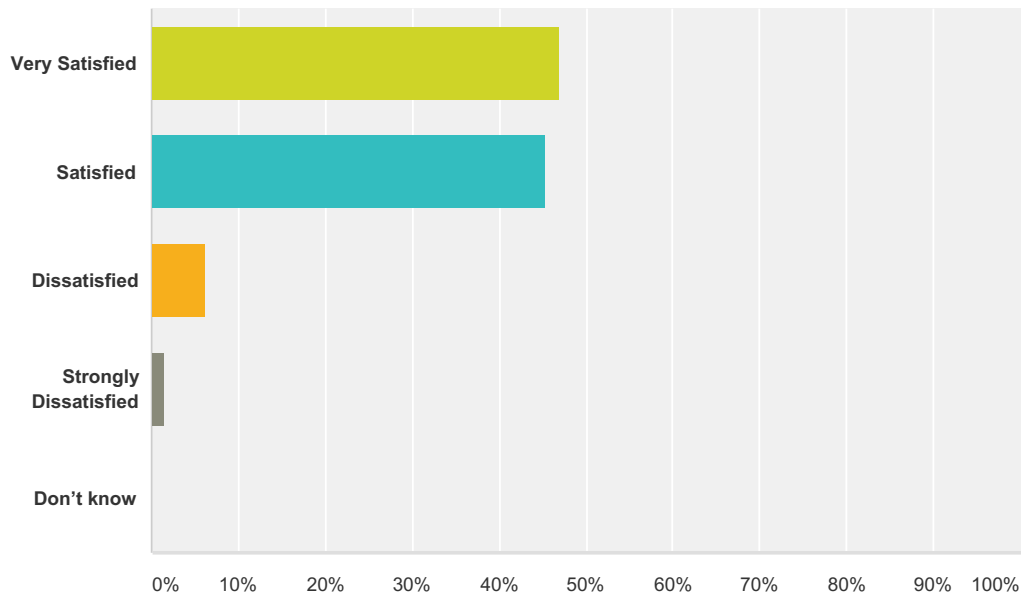
Answered: 64 Skipped: 0



Answer Choices	Responses	
Very Satisfied	45.31%	29
Satisfied	48.44%	31
Dissatisfied	6.25%	4
Strongly Dissatisfied	0.00%	0
Don't know	0.00%	0
<b>Total</b>		<b>64</b>

### Q4 How satisfied are you with the quality of teaching at your child's school?

Answered: 64 Skipped: 0

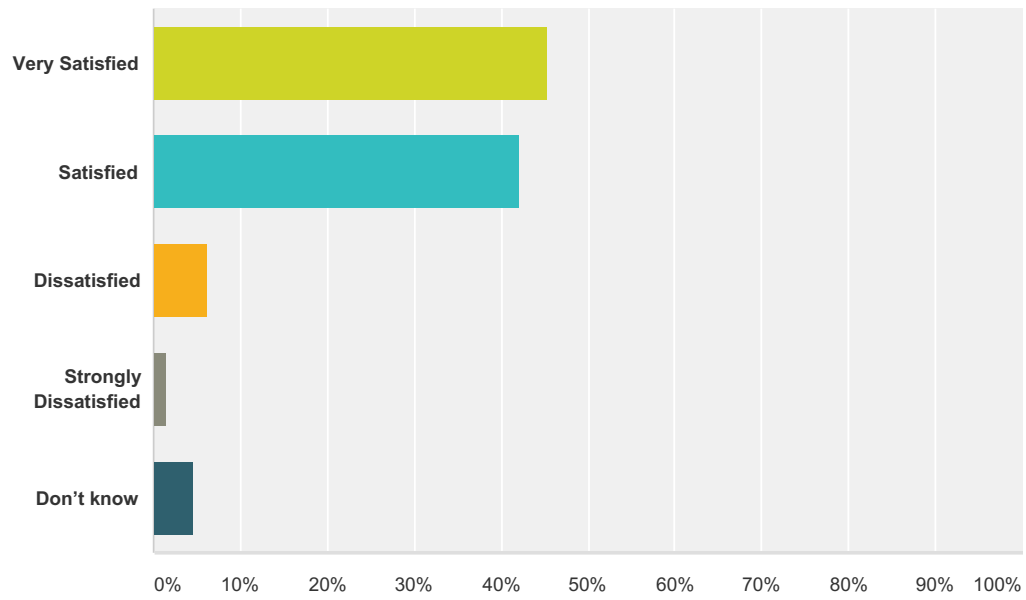


Answer Choices	Responses	Count
Very Satisfied	46.88%	30
Satisfied	45.31%	29
Dissatisfied	6.25%	4
Strongly Dissatisfied	1.56%	1
Don't know	0.00%	0
<b>Total</b>		<b>64</b>



### Q5 How satisfied are you with the leadership in your child's school?

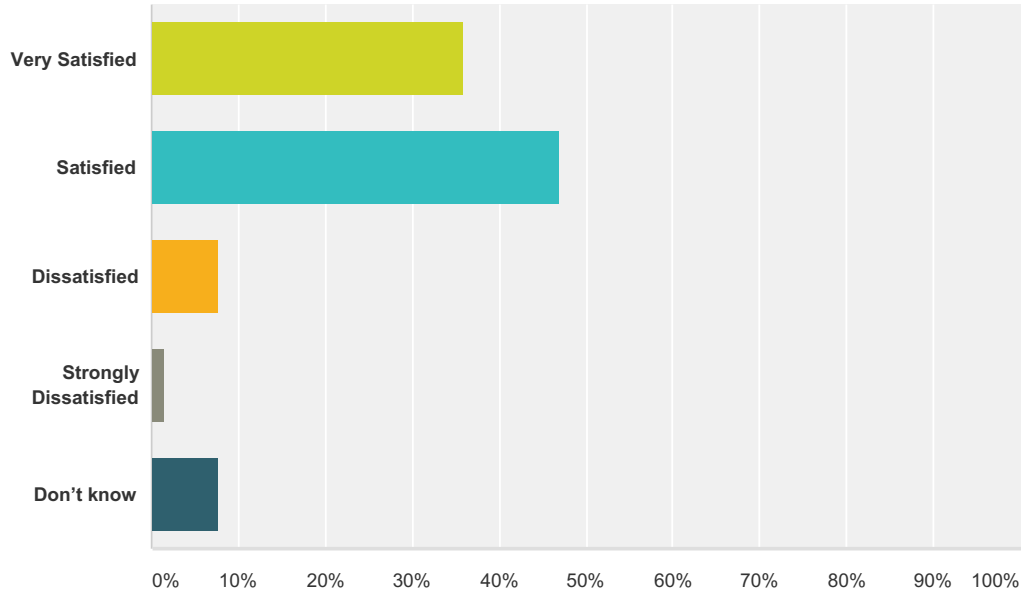
Answered: 64 Skipped: 0



Answer Choices	Responses	
Very Satisfied	45.31%	29
Satisfied	42.19%	27
Dissatisfied	6.25%	4
Strongly Dissatisfied	1.56%	1
Don't know	4.69%	3
<b>Total</b>		<b>64</b>

### Q6 How satisfied are you with the opportunity to be involved in decisions at your child's school?

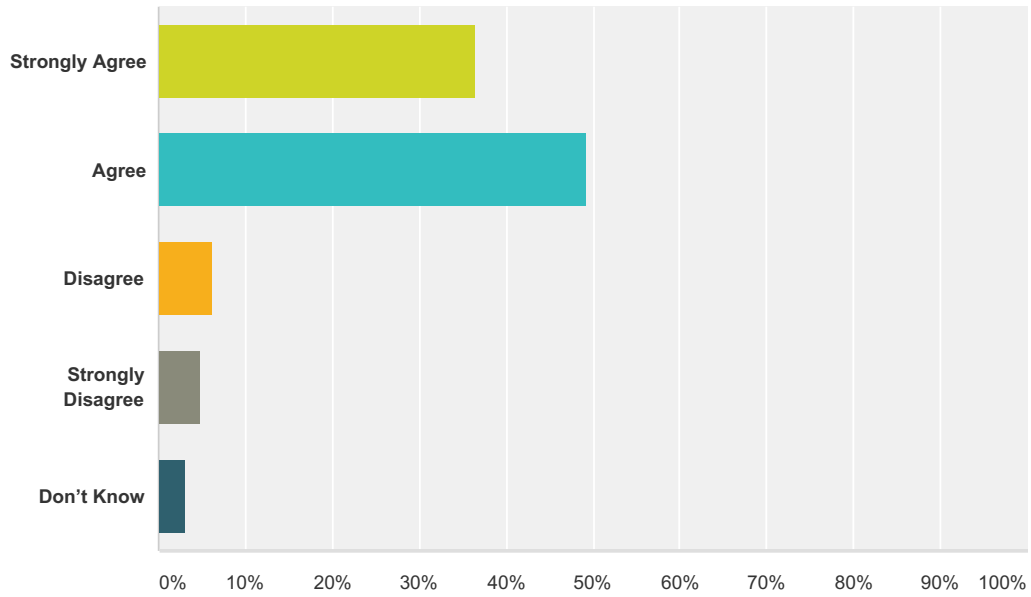
Answered: 64 Skipped: 0



Answer Choices	Responses	
Very Satisfied	35.94%	23
Satisfied	46.88%	30
Dissatisfied	7.81%	5
Strongly Dissatisfied	1.56%	1
Don't know	7.81%	5
<b>Total</b>		<b>64</b>

### Q7 My child's individual needs are met.

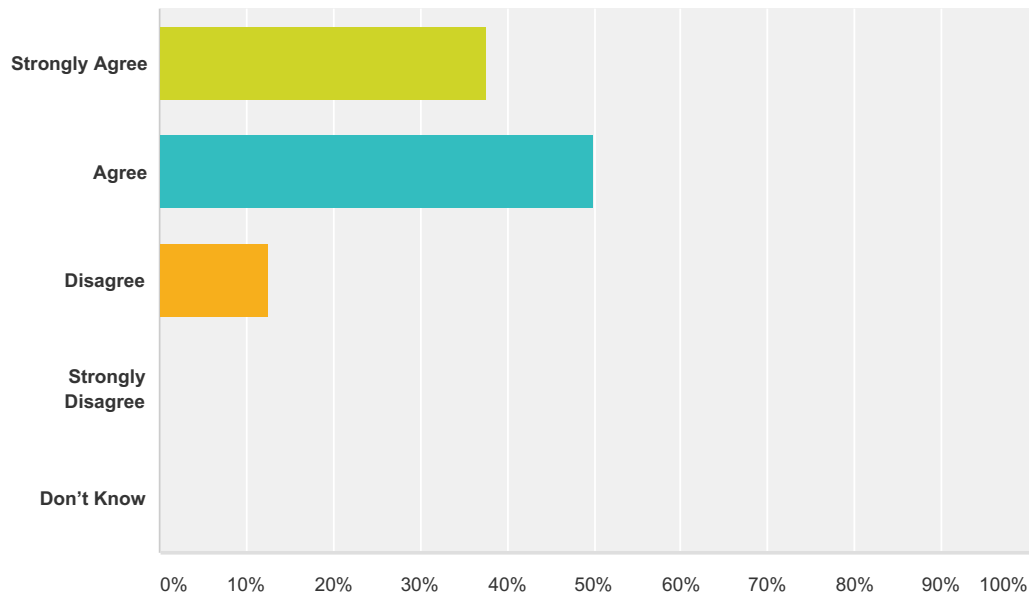
Answered: 63 Skipped: 1



Answer Choices	Responses	
Strongly Agree	36.51%	23
Agree	49.21%	31
Disagree	6.35%	4
Strongly Disagree	4.76%	3
Don't Know	3.17%	2
<b>Total</b>		<b>63</b>

**Q8 The school keeps me informed about my child's progress and achievement.**

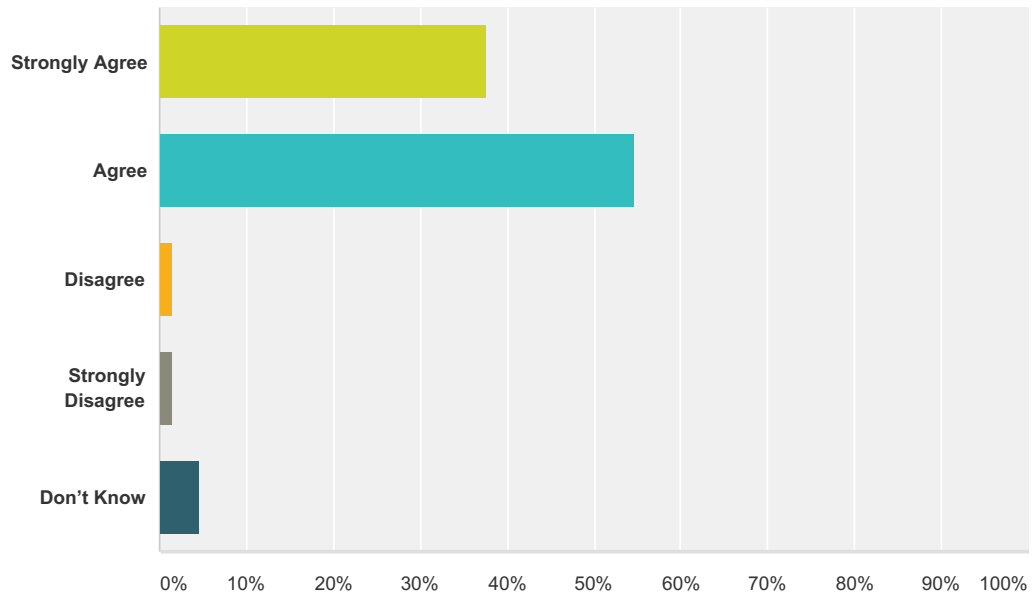
Answered: 64 Skipped: 0



Answer Choices	Responses	
Strongly Agree	37.50%	24
Agree	50.00%	32
Disagree	12.50%	8
Strongly Disagree	0.00%	0
Don't Know	0.00%	0
<b>Total</b>		<b>64</b>

**Q9 The rights and responsibilities of citizenship are reinforced in my child's school.**

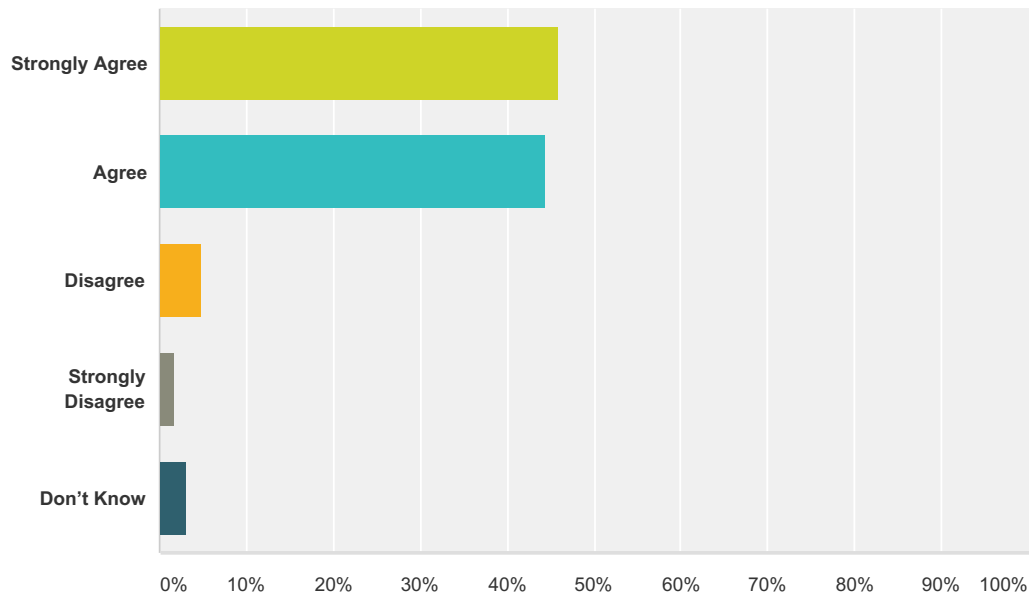
Answered: 64 Skipped: 0



Answer Choices	Responses	
Strongly Agree	37.50%	24
Agree	54.69%	35
Disagree	1.56%	1
Strongly Disagree	1.56%	1
Don't Know	4.69%	3
<b>Total</b>		<b>64</b>

### Q10 The school staff care about my child.

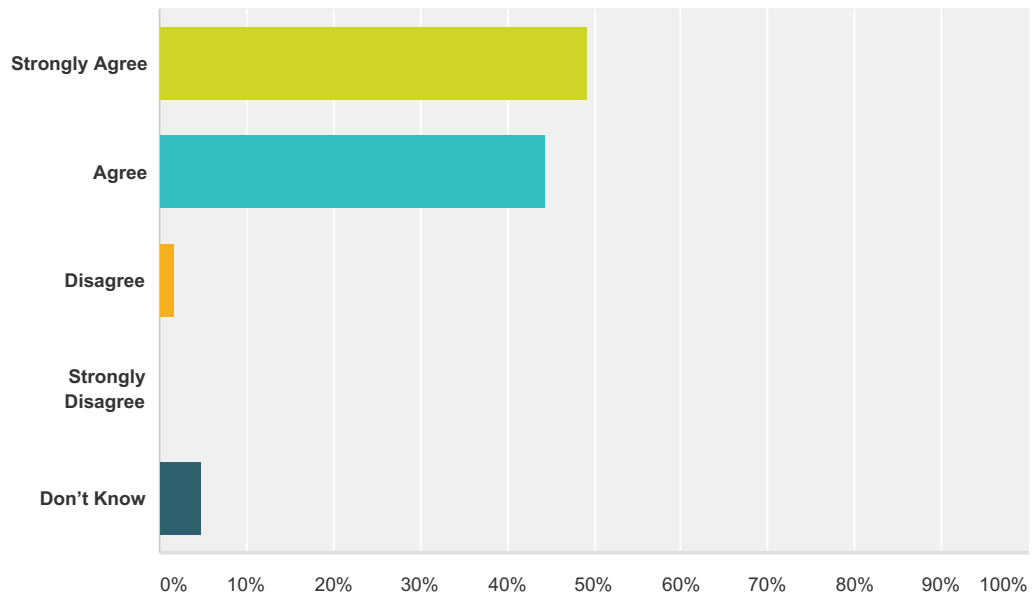
Answered: 63 Skipped: 1



Answer Choices	Responses	
Strongly Agree	46.03%	29
Agree	44.44%	28
Disagree	4.76%	3
Strongly Disagree	1.59%	1
Don't Know	3.17%	2
<b>Total</b>		<b>63</b>

### Q11 My child is encouraged at school to do his or her best.

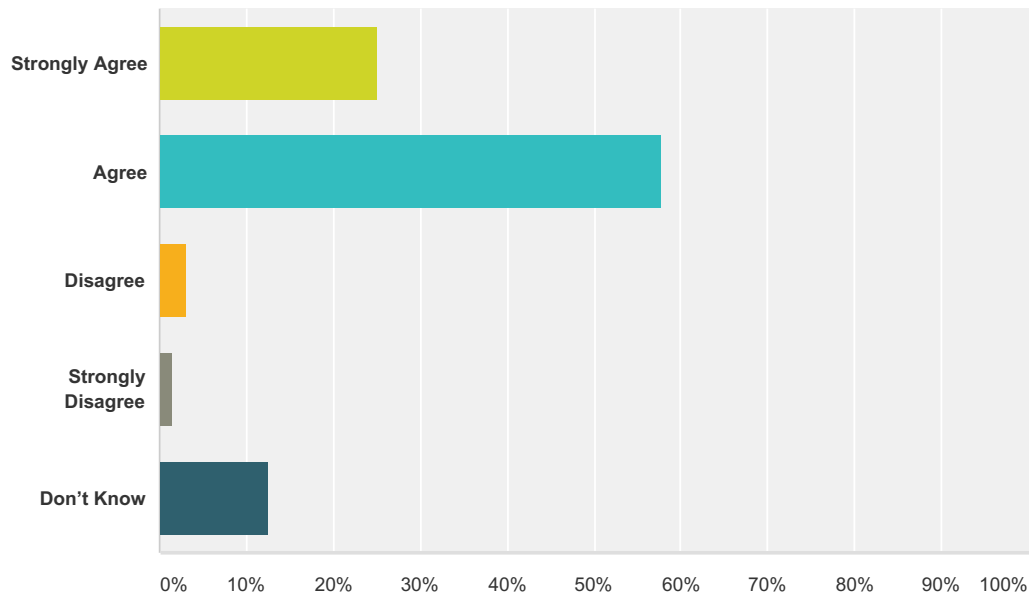
Answered: 63 Skipped: 1



Answer Choices	Responses	Count
Strongly Agree	49.21%	31
Agree	44.44%	28
Disagree	1.59%	1
Strongly Disagree	0.00%	0
Don't Know	4.76%	3
<b>Total</b>		<b>63</b>

### Q12 Discipline is handled in a fair and reasonable manner in my child's school.

Answered: 64 Skipped: 0

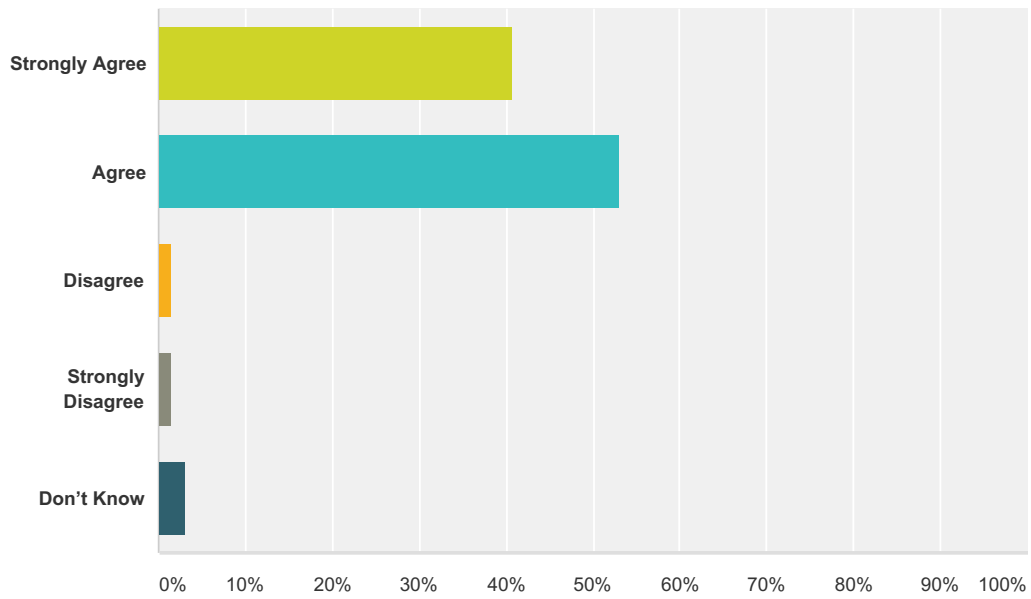


Answer Choices	Responses	Count
Strongly Agree	25.00%	16
Agree	57.81%	37
Disagree	3.13%	2
Strongly Disagree	1.56%	1
Don't Know	12.50%	8
<b>Total</b>		<b>64</b>



### Q13 My child's school is safe.

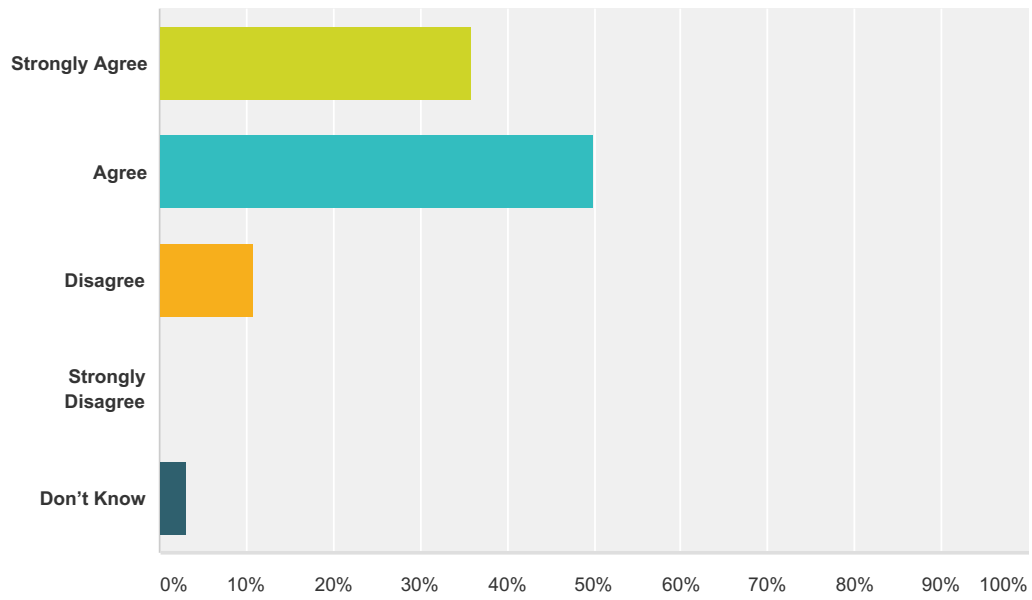
Answered: 64 Skipped: 0



Answer Choices	Responses	
Strongly Agree	40.63%	26
Agree	53.13%	34
Disagree	1.56%	1
Strongly Disagree	1.56%	1
Don't Know	3.13%	2
<b>Total</b>		<b>64</b>

### Q14 There is open and honest communication within my child's school.

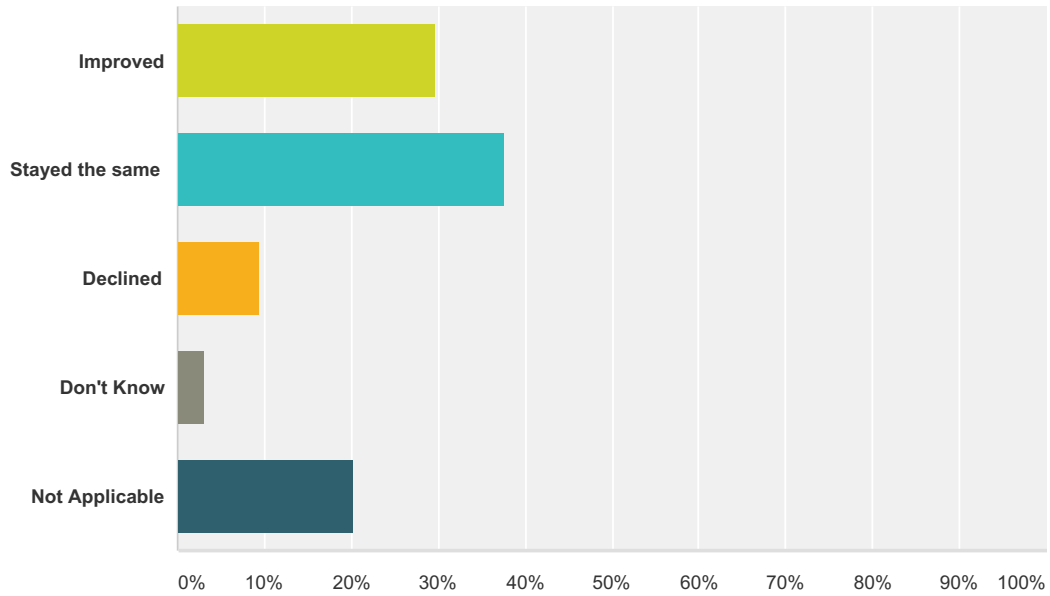
Answered: 64 Skipped: 0



Answer Choices	Responses	
Strongly Agree	35.94%	23
Agree	50.00%	32
Disagree	10.94%	7
Strongly Disagree	0.00%	0
Don't Know	3.13%	2
<b>Total</b>		<b>64</b>

**Q15 In your opinion, has the quality of education that your child experienced at school improved, stayed the same, or declined in the past three years?**

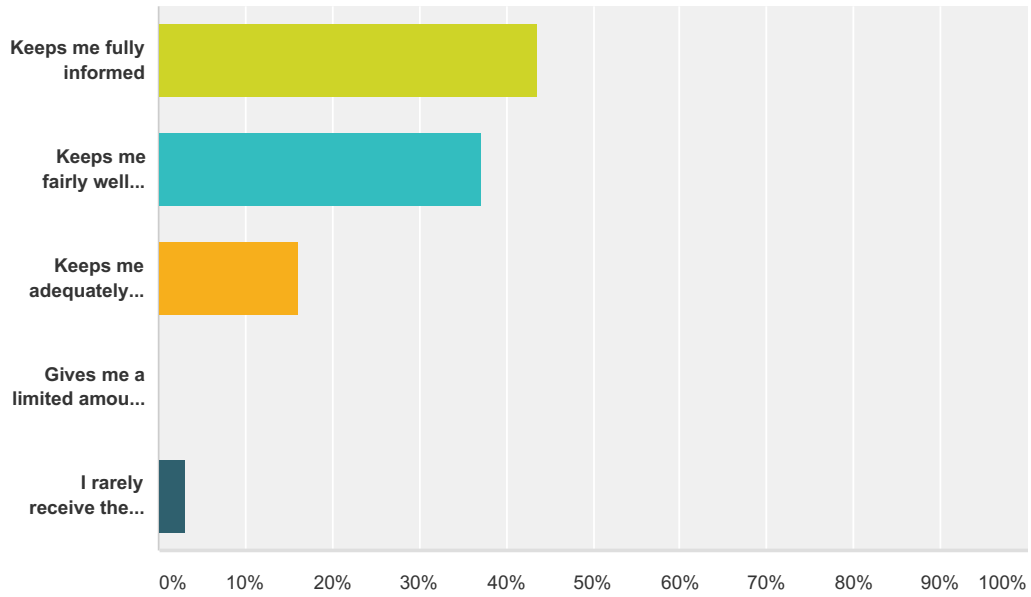
Answered: 64 Skipped: 0



Answer Choices	Responses	
Improved	29.69%	19
Stayed the same	37.50%	24
Declined	9.38%	6
Don't Know	3.13%	2
Not Applicable	20.31%	13
<b>Total</b>		<b>64</b>

**Q16 Elk Island Public Schools appreciates the opportunity to stay connected with parents about news, activities, programs and other matters of importance. What is your impression of the communications you receive from your school?**

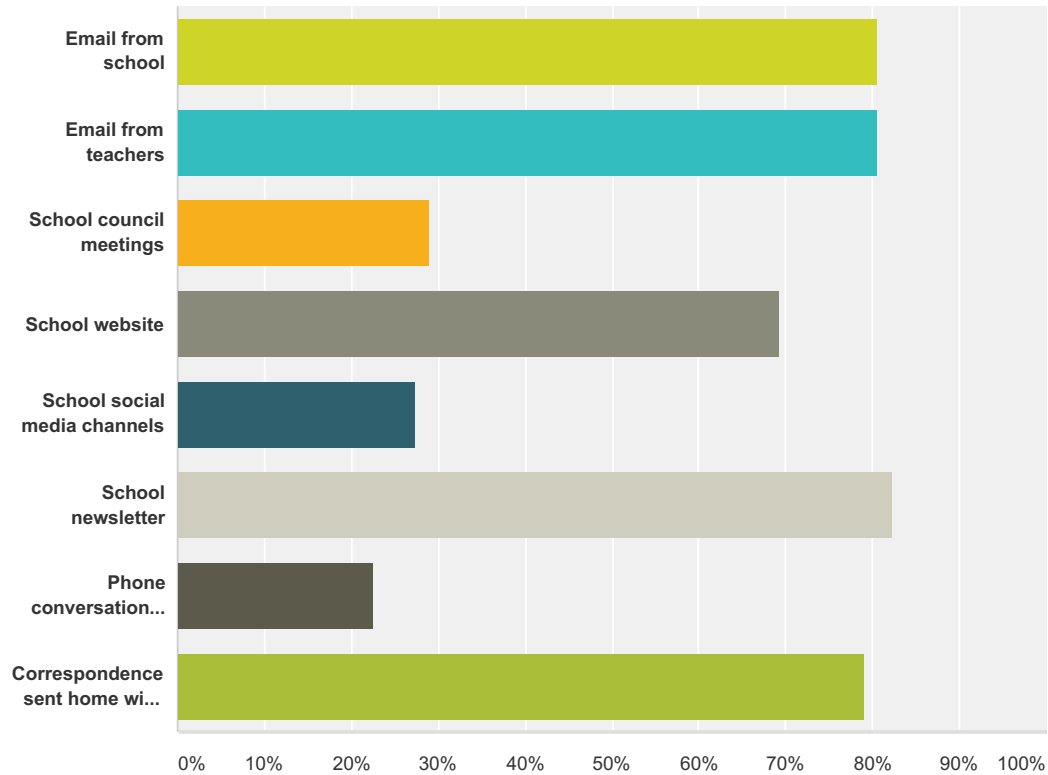
Answered: 62 Skipped: 2



Answer Choices	Responses
Keeps me fully informed	43.55% 27
Keeps me fairly well informed	37.10% 23
Keeps me adequately informed	16.13% 10
Gives me a limited amount of information	0.00% 0
I rarely receive the information I need	3.23% 2
<b>Total</b>	<b>62</b>

**Q17 Do you regularly make use of the following to keep up to date on school activities, programs, etc.? Check all that apply.**

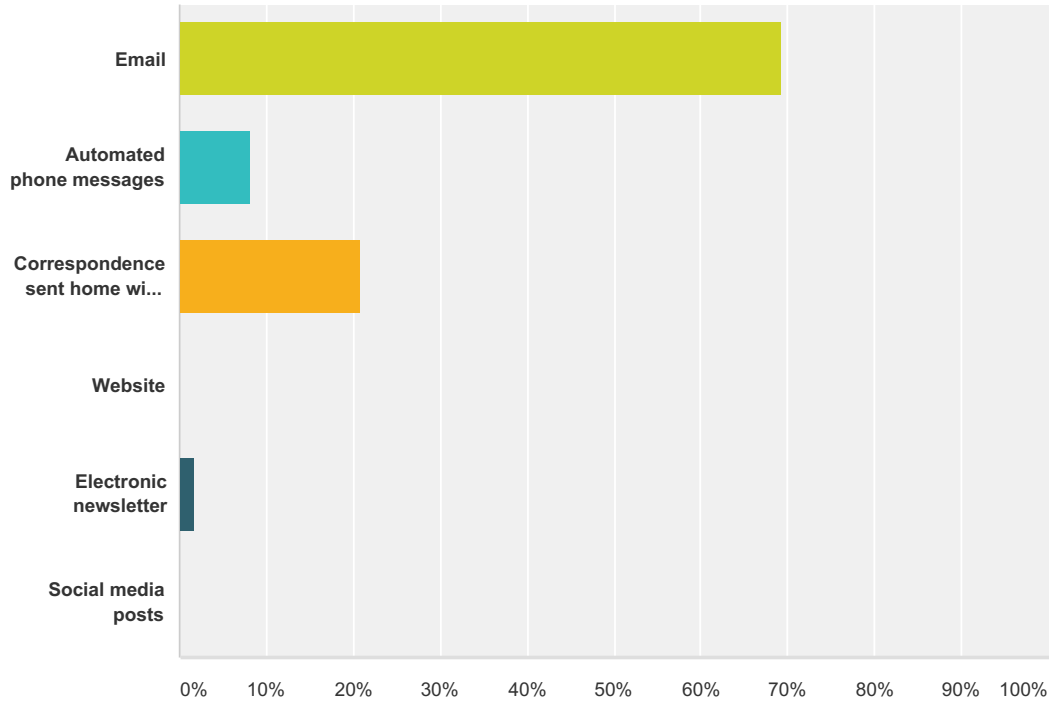
Answered: 62 Skipped: 2



Answer Choices	Responses	
Email from school	80.65%	50
Email from teachers	80.65%	50
School council meetings	29.03%	18
School website	69.35%	43
School social media channels	27.42%	17
School newsletter	82.26%	51
Phone conversations with school and/or teachers	22.58%	14
Correspondence sent home with your child	79.03%	49
<b>Total Respondents: 62</b>		

### Q18 What is your most preferred method of communications from the school and Division?

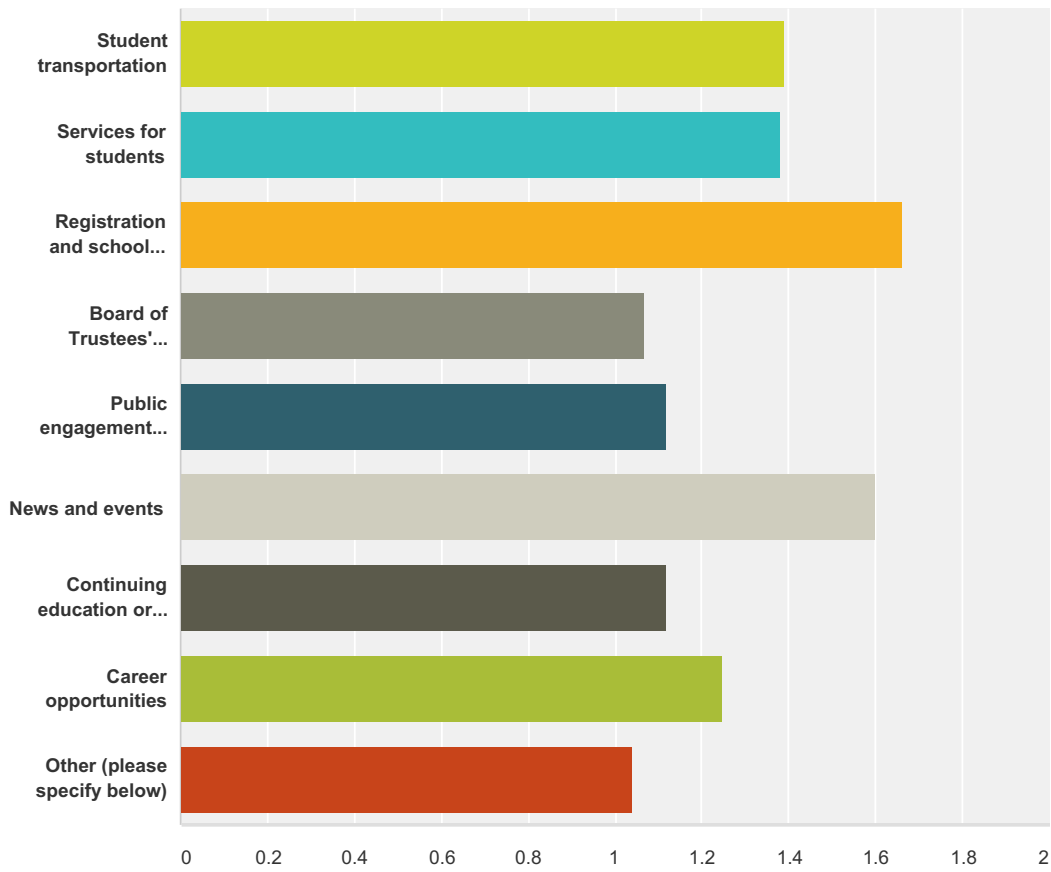
Answered: 62 Skipped: 2



Answer Choices	Responses	
Email	69.35%	43
Automated phone messages	8.06%	5
Correspondence sent home with your child	20.97%	13
Website	0.00%	0
Electronic newsletter	1.61%	1
Social media posts	0.00%	0
<b>Total</b>		<b>62</b>

**Q19 Do you visit the Division website (www.eips.ca) for information on:**

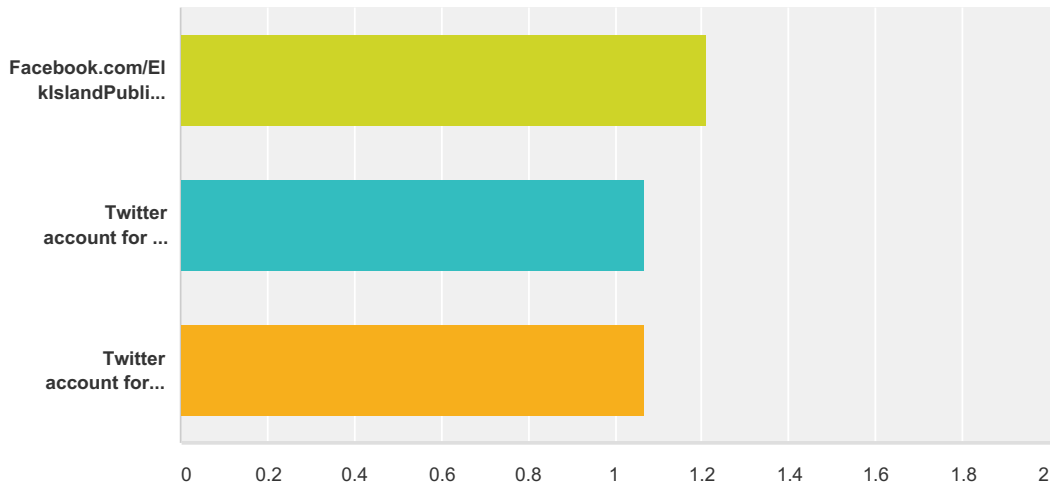
Answered: 62 Skipped: 2



	Yes	No	Total	Weighted Average
Student transportation	39.34% 24	60.66% 37	61	1.39
Services for students	38.33% 23	61.67% 37	60	1.38
Registration and school boundaries	65.57% 40	34.43% 21	61	1.66
Board of Trustees' meetings	6.78% 4	93.22% 55	59	1.07
Public engagement initiatives	12.07% 7	87.93% 51	58	1.12
News and events	60.00% 36	40.00% 24	60	1.60
Continuing education or summer courses	11.67% 7	88.33% 53	60	1.12
Career opportunities	25.00% 15	75.00% 45	60	1.25
Other (please specify below)	4.17% 2	95.83% 46	48	1.04

**Q20 Elk Island Public Schools shares news and information on its social media channels. Do you follow:**

Answered: 62 Skipped: 2



	Yes	No	Total	Weighted Average
Facebook.com/ElkIslandPublicSchools	<b>20.97%</b> 13	<b>79.03%</b> 49	62	1.21
Twitter account for the Division (@eips)	<b>6.67%</b> 4	<b>93.33%</b> 56	60	1.07
Twitter account for EIPS Student Transportation (@eipsST)	<b>6.67%</b> 4	<b>93.33%</b> 56	60	1.07